

WESTSIDE UNION SCHOOL DISTRICT
REGULAR BOARD MEETING
HILLVIEW MIDDLE SCHOOL
April 18, 2017

Mission Statement: Recognizing the exceptionalism of every child, the mission of Westside Union School District is to educate all students to universally high levels of academic competence. We are committed to comprehensive systems of instructional delivery that include research-based best practices to assure this outcome by “pointing the way, providing the path” to success.

Vision Statement: Our vision is to graduate students who have acquired the knowledge, skills and attitudes necessary to achieve significant career, educational, civic and personal goals, which will enrich our society as positive role models and responsible citizens.

5:00 p.m. – Regular Session
Adjourned to Closed Session
6:00 p.m. – Reconvene to Regular Session

CALL TO ORDER _____ p.m.

I. OPEN SESSION _____ p.m.

- A. Flag Salute
- B. Roll Call

BOARD OF TRUSTEES

Steve DeMarzio	_____
John Curiel	_____
Patricia Shaw	_____
Linda Jones	_____
Jennifer Navarro	_____

SUPERINTENDENT

Regina Rossall	_____
----------------	-------

II. ITEMS FROM THE FLOOR

Please submit a yellow “Request To Speak To The Board of Trustees” in the folder on the exhibit table for agenda and non-agenda items to the Secretary of the Board prior to the meeting. Not more than three (3) minutes are to be allotted to any one (1) speaker, no more than twenty (20) minutes on the same subject. This portion of the agenda is for presentations to the Board regarding closed session items only. This is not a question and answer period where the Board enters into dialogue. Testimony is not protected from damage claims for libel. Public Charges or allegations may result in legal action being brought by those individuals. If you have questions for the Board, please provide the Board President with a copy and an administrator will provide answers at a later date.

III. CLOSED SESSION

Moved by _____ Seconded by _____

Ayes: _____ Noes: _____ Abstain: _____

Opened: _____ Closed: _____

- a. Conference with Labor Negotiators (Gov’t. Code §54957.6)
- b. Existing/Anticipated/Pending Litigation (Gov’t Code §54956.9)
- c. Conference with Real Property Negotiator

4-18-17

- d. Public Employee Discipline/Dismissal/Release/Appointment (Gov't Code §54957)
- e. Pupil Personnel (Ed Code 35146 and 48918)
 - 1 Case

IV. RECONVENE TO OPEN SESSION AT _____ p.m.

V. REPORT OF CLOSED SESSION ACTION

VI. PRESENTATIONS

Volunteers

- Site
- Citizens' Oversight Committee
- WAVE Board and Representatives
- PTA/PTO/PTSA Presidents
- SSC Presidents
- Superintendent's Advisory Council Representatives
- Westside Union School District Trustees

VII. HEARING SESSION/STAFF REPORTS

A. Board Comments

B. Staff Reports

1. Assistant Superintendent Administrative Services
2. Assistant Superintendent Educational Services
3. Deputy Superintendent
4. Superintendent

VIII. RECESS

IX. RECONVENE TO OPEN SESSION at _____ p.m.

X. PERSONAL APPEARANCES

- A. Westside Union Teachers Association Representatives
- B. California School Employees Association Representatives
- C. Parent Teacher Association Representatives
- D. West Antelope Valley Educational Foundation Representatives

XI. ITEMS FROM THE FLOOR

Please submit a yellow "Request To Speak To The Board of Trustees" in the folder on the exhibit table for agenda and non-agenda items to the Secretary of the Board prior to the meeting. Not more than three (3) minutes are to be allotted to any one (1) speaker, no more than twenty (20) minutes on the same subject. This is not a question and answer period where the Board enters into dialogue. Testimony is not protected from damage claims for libel. Public Charges or allegations may result in legal action being brought by those individuals. If you have questions for the Board, please provide the Board President with a copy and an administrator will provide answers at a later date.

XII. PUBLIC HEARING

None

XIII. BUSINESS SESSION

A. Organizational/Governance

Goal #

1. Agenda

Item 1

Moved by _____ Seconded by _____

To approve the Agenda of the Regular Meeting of
April 18, 2017

Ayes: _____ Noes: _____ Abstain: _____

Actions proposed for the Consent Calendar, are items with adopted policies and approved practices of the District and are deemed routine in nature. They will be acted upon in one motion, without discussions, unless members of the Board request an item's removal. The item will then be removed from the motion to approve and after the approval of the consent agenda the item(s) will be heard.

Items 2a -2f

2. Consent

- a. Minutes of the Regular Meeting on April 4, 2017
- b. Fundraising Authorization
- c. Personnel Report
- d. Purchase Orders
- e. Consultant/Contract Schedule
- f. Conference/Workshop Schedule

Moved by _____ Seconded by _____

Approval of the Consent Items as presented.

Ayes: _____ Noes: _____ Abstain: _____

3. Board Bylaws

Item 3

- BB 9323, Meeting Conduct
- BB/E 9323.2, Actions by the Board
- BB 9324, Minutes and Recordings
- BB 9400, Board Self-Evaluation

Moved by _____ Seconded by _____

Approval of the first reading of Board Bylaws and
Exhibit

Ayes: _____ Noes: _____ Abstain: _____

4. Revised Board Bylaw 9230, Orientation

Item 4

Moved by _____ Seconded by _____

Approval of the second and final reading of the revised
Board Bylaw 9230, Orientation

Ayes: _____ Noes: _____ Abstain: _____

4-18-17

5. Resolution 17-74, National Public School Volunteer Week and Proclamation Item 5 Goal #

Moved by _____ Seconded by _____

Approval of Resolution 17-74, National Public School Volunteer Week and Proclamation

Ayes: _____ Noes: _____ Abstain: _____

6. Discussion Item Item 6
▪ Board Governance

B. Educational Services

7. Title I Program Evaluation Item 7

Moved by _____ Seconded by _____

Approval of the Title I Program Evaluation

Ayes: _____ Noes: _____ Abstain: _____

8. Memorandum of Understanding 17-15, between Westside Union School District and the Children's Bureau – Palmdale Item 8

Moved by _____ Seconded by _____

Approval of Memorandum of Understanding 17-15, between Westside Union School District and the Children's Bureau – Palmdale

Ayes: _____ Noes: _____ Abstain: _____

C. Business

9. Extend Baked Goods Contract with Flowers Baking Company Item 9

Moved by _____ Seconded by _____

Approval to Extend Baked Goods Contract with Flowers Baking Company

Ayes: _____ Noes: _____ Abstain: _____

10. Board Policy 3470, Debt Issuance and Management Item 10

Moved by _____ Seconded by _____

Approval of the second and final reading of Board Policy
3470, Debt Issuance and Management

Goal #

Ayes: _____ Noes: _____ Abstain: _____

11. Revised Board Policy and Administrative Regulation 3260, Fees and Charges Item 11

Moved by _____ Seconded by _____

Approval of the first reading of the revised Board Policy
and Administrative Regulation 3260, Fees and Charges

Ayes: _____ Noes: _____ Abstain: _____

12. Contract with Nexus IS/Dimension Data for Low-voltage and information technology services for Cottonwood Modernization, Phase 3 under the State of California Multiple Award Schedule (CMAS) Item 12

Moved by _____ Seconded by _____

Approval of Contract with Nexus IS/Dimension Data for
Low-voltage and information technology services for
Cottonwood Modernization, Phase 3 under the State of
California Multiple Award Schedule (CMAS)

Ayes: _____ Noes: _____ Abstain: _____

13. Renaming Cottonwood Elementary School Item 13 4A

Moved by _____ Seconded by _____

Approval of the new rename Cottonwood Elementary to

Ayes: _____ Noes: _____ Abstain: _____

XIV. INFORMATION SESSION

A. Items From The Floor – Continued

B. Dates to Remember:

1. Regular Meeting on May 2, 2017 – Certificated Staff Recognitions
2. Regular Meeting on May 16, 2017 – Classified Staff Recognitions

XV. NEW BUSINESS

Future Board Meeting Items

XVI. CLOSED SESSION - Continued

XVII. RECONVENE TO OPEN SESSION at _____ p.m.

XVIII. REPORT OF CLOSED SESSION ACTION

4-18-17

XIX. ADJOURNMENT

There being no further business to come before the Board at the regular meeting of April 18, 2017, is adjourned at _____p.m. by the Board President.

In compliance with the Americans with Disabilities Act, if you need special assistance to access the Board meeting room or to otherwise participate at this meeting, including auxiliary aids or services, please contact Tonya Williams at (661) 722-0716. Notification at least 48 hours prior to the meeting will enable the District to make reasonable arrangements to ensure accessibility to the Board meeting room.

Any writings or documents that are public records and are provided to a majority of the governing board regarding an open session item on this agenda will be made available for public inspection on the District Web Site, www.westside.k12.ca.us or in the District Office located at 41914 50th St. West, Quartz Hill, CA 93536 during normal business hours (8:00 a.m. – 4:00 p.m.).

Core Beliefs and Board Goals 2016-2017

The District uses data to create a learning-oriented culture for both staff and students which defines success in terms of improvement and progress.

1. WE BELIEVE THAT OUR TEACHERS AND STAFF ARE OUR MOST VALUABLE ASSETS AND RESOURCES

☞ A. Revenues will be placed in a separate account to pay for long term post-employment benefits

❖ Annual Report by Business Services

2. WE OPERATE WITH TRANSPARENCY, TRUST AND INTEGRITY, GOVERNING IN A DIGNIFIED, PROFESSIONAL MANNER, TREATING EVERYONE WITH CIVILITY AND RESPECT

3. WE ARE ABSOLUTELY COMMITTED TO PROVIDING A SAFE, DISTINGUISHED AND ENGAGING LEARNING ENVIRONMENT THAT ENSURES ALL STUDENTS LEARN TO THEIR HIGHEST POTENTIAL

☞ A. Build a capacity of board and district staff in developing and monitoring data related to goals and priorities

☞ B. A key concern and priority for this governing board is improving the accuracy and consistency of grading which should measure what students know, as they play a crucial role in every aspect of student's academic lives and future lives as global citizens. Areas of concern are: 1) Grades reflect progressive and mastery of content. 2) They are predictable and understood by parents and third parties. 3) That non-academic factors are graded separately. 4) The system adopted is not overwhelming for teachers.

❖ Annual Report by Educational Services

4. WE ARE ABSOLUTELY COMMITTED TO PROVIDING THE NECESSARY FACILITIES TO MEET THE HOUSING AND EDUCATION NEEDS OF OUR CHANGING STUDENT POPULATION AND A VISION THAT PROMOTES AND SUPPORTS THEIR FUTURE

☞ A. Modernize Cottonwood Elementary School and receive an annual update to the District's Master Facilities Plan while exploring and securing options to finance the plan.

❖ Annual Report by Business Services

5. **WE ARE FISCALLY TRUSTWORTHY AND DEDICATED TO RESPONSIBLE
FINANCIAL ACCOUNTABILITY**
6. **WE BELIEVE IN AND PROMOTE PARENT AND COMMUNITY
INVOLVEMENT IN WESTSIDE UNION SCHOOL DISTRICT**

BOARD AGENDA

April 18, 2017

TO: BOARD OF TRUSTEES
PREPARED BY: Regina L. Rossall, Superintendent
SUBJECT: Board Meeting Agenda

BACKGROUND:

The Board is requested to approve the Agenda for April 18, 2017.

PROGRAM/EDUCATIONAL IMPLICATION:

None

COST ANALYSIS/FUNDING SOURCE:

None

SUPERINTENDENT'S RECOMMENDATION:

Approval

BOARD AGENDA

April 18, 2017

TO: BOARD OF TRUSTEES
PREPARED BY: Regina L. Rossall, Superintendent
SUBJECT: Board Minutes

BACKGROUND:

The Board is requested to approve the Minutes of the Regular Meeting on April 4, 2017.

PROGRAM/EDUCATIONAL IMPLICATION:

None

COST ANALYSIS/FUNDING SOURCE:

None associated with the approval of Board Minutes.

SUPERINTENDENT'S RECOMMENDATION:

Approval

WESTSIDE UNION SCHOOL DISTRICT
BOARD OF TRUSTEES
MINUTES
April 4, 2017

I. CALL TO ORDER

At 5:00 p.m. Steve DeMarzio, President, called to order the Regular Board Meeting of the Westside Union School District Board of Trustees.

II. Flag Salute

J Bartee, Westside Employee

III. ROLL CALL

Steven DeMarzio, President– Present

John Curiel, Vice President – Present

Patricia K. Shaw, Clerk - Present

Dr. Linda Jones, Member – Present (Arrived at 5:15 p.m.)

Jennifer Navarro, Member - Present

SUPERINTENDENT

Regina Rossall – Present

IV. OTHERS PRESENT

Kristin Kruizinga, Korina Barefield, Anthony Langford, Paige Sandefur, Jennifer Parks, Christy Jensen, Sia Dawes, Erica Nuss, Brittany Tallusi, Spencer Hilliard, Jake Briggs, Kellee Koonce, Danielle Hernandez, Maria Lopez, Dana Skinner, Holli Moss, Lyndsie Crowell, Lauri Massari, Noelle Zuaro, Kristin Frye

V. M17-187 - The motion was made by Patricia K. Shaw seconded by Jennifer Navarro and carried 4/0 to adjourn to closed session at 5:01p.m. to consider:

- a. Conference with Labor Negotiators (Gov't Code §54957.6)
- b. Existing/Anticipated/Pending Litigation (Gov't Code §54956.9)
- c. Conference with Real Property Negotiator
- d. Public Employee Discipline/Dismissal/Release/Appointment Unrepresented Management (Gov't Code §54957)
- e. Pupil Personnel (Ed Code 35146 and 48918)

VI. RECONVENE TO OPEN SESSION at 6:05 p.m.

VII. CLOSED SESSION ACTION

None

VIII. PRESENTATIONS

Anaverde Hills Site Presentation and Employee Recognition

IX. HEARING SESSION/STAFF REPORTS

A. Board Comments:

Jennifer Navarro: Anaverde Hills, I am very impressed. I enjoyed hearing about your school, as well as the break down on your detention and Boys Town implementation. I am excited about my visit next week on Friday, April 14.

Linda Jones: Anaverde Hills, thank you for your presentation; you have grown so much. I see you focusing on student strengths and building on that. I am excited about you

implementing the Equity Institute training.

I will be attending the CSBA Committee meeting on Thursday. This group looks at training Board Members. Board, please review the email I sent and if you have any suggestions for the meeting, please let me know.

Patricia K. Shaw: Anaverde, I liked your lunch on the lawn with the parents.

I attended the AVSBA Dinner last week.

John Curiel: Good job, Anaverde; you should be commended on your passion for students. Having a plan of action and using the data will do positive things for students and the district as a whole. Rewarding and encouraging good behavior helps build community and a learning environment. I look forward to hearing more about the Viper Bucks.

Steve DeMarzio: Anaverde Hills, I appreciate what you are doing on campus. I commend you on how you use technology and the data you presented tonight. It is true that this campus has a very active PTSA. I use Shoparoo phone app (#5 on the list) and Smile.Amazon.com when I purchase items and Anaverde Hills PTSA receives points/money; every little bit helps. Thank you all for coming this evening.

1. Assistant Superintendent Administrative Services – Shawn Cabey
 - a. Anaverde, it's really neat to see how you are committed to your students, very inspiring.
 - b. Cottonwood phase II and III are progressing. The weather did delay us some.
2. Assistant Superintendent Educational Services - Marguerite Johnson
 - a. Very nicely done Anaverde Hills. Thank you for all the hard work that you do. Your presentation was wonderful.
 - b. We are gearing up for testing.
 - c. AVID training was last week.
3. Deputy Superintendent - Robert Hughes
 - a. Anaverde Hills, very nice presentation. It always seems you are having fun on your campus.
4. Superintendent – Regina Rossall

Mrs. Rossall reviewed the following items with the Trustees:

 - a. Great job, Anaverde Hills. I like the things you featured in your presentation. Your school is deeply involved in change. I am pleased with the progress you are making.
 - b. I had my first opportunity to visit the Edwards Air Force Base as an Honorary Commander. Electronic Warfare Building was one of the buildings I toured. I am very excited about this program; they said I could bring some students back to visit. I think I am going to enjoy this opportunity. It was quite an interesting visit.
 - c. Steve, Patti and I had the opportunity to see some of the things Palmdale School District is doing with hotspot technology (myfi) in their district. They have also added hotspots on their busses so students can use their devices on the way home.
 - d. The Cottonwood parent meeting on school of choice is Thursday, April 5, 2017, at 5:00 p.m.
 - e. The Board has been attending Masters in Governance Trainings the last few months. We have our last training in May.

X. RECESS

XI. RECONVENE TO OPEN SESSION at 7:46 p.m.

XII. PERSONAL APPEARANCES

- A. Westside Union Teachers Association Representative – Bob Dunham, President
- B. California School Employee Association Representative – Jeri Holmes, President
- C. Parent Teachers Association Representative
- D. WAVE Representative – Patricia Shaw and Robert Hughes
 - May 4, 2017, is our 70th Anniversary Dinner. You can go to www.westsideheros.com to purchase your tickets. If you have anyone you would like to nominate as a hero the committee needs the name by tomorrow, Wednesday, April 5, 2017.
 - Next meeting is April 12, 2017, 6:30 p.m. in room 4 at the District Office.

XIII. ITEMS FROM THE FLOOR - Continued
None

XIV. PUBLIC HEARING

- A. A hearing to receive public input on the California School Employees Association (CSEA) Re-openers to Westside Union School District for the 2016-17 School Year opened at 7:48 p.m. and closed at 7:49 p.m.
- B. A hearing to receive public input on the Westside Union School District Reopeners to California School Employees Association (CSEA) for the 2016-17 School Year opened at 7:49 p.m. and closed at 7:50 p.m.
- C. A hearing to receive public input on the School Facilities Needs Analysis opened at 7:50 p.m. and closed at 7:51 p.m.

XV. BUSINESS SESSION

- A. Organizational/Governance
 - 1. M17-188 - Item 1. Approval of the amended agenda of the Regular Board Meeting of April 4, 2017, as submitted. The motion was made by Patricia K. Shaw seconded by Linda Jones and carried 5/0.
 - 2. M17-189 - Items 2a – 2h. The motion was made by Patricia K. Shaw seconded by Linda Jones and carried 5/0 to approve the consent agenda.
 - 2a Minutes of the Regular Meeting on March 21, 2017 - Revised
 - 2b Overnight Field Trip – Anaheim, CA
 - 2c Williams Uniform Complaint Quarterly Report
 - 2d Personnel Report
 - 2e Purchase Orders
 - 2f Consultant/Contract Agreement Schedule
 - 2g Conference/Workshop Schedule
 - 2h Contractor Pre-Qualifications
 - 3. M17-190 - Item 3. The motion was made by Linda Jones seconded by Patricia K. Shaw and carried 5/0 to approve the second and final reading of Board Bylaws:
 - BB 9320/E, Meetings and Notices
 - BB 9321, Closed Session Purposes and Agendas
 - BB 9321.1, Closed Session Actions and Reports
 - BB 9322, Agenda/Meeting Materials
 - 4. M17-191 - Item 4. The motion was made by Patricia K. Shaw seconded by Jennifer Navarro and carried 5/0 to approve the revised Governance Team Protocols.

Minutes

Regular Board Meeting

April 4, 2017

5. M17-192 - Item 5. The motion was made by Patricia K. Shaw seconded by Linda Jones and carried 5/0 to approve the first reading of the revised Board Bylaw 9230, Orientation.
6. Item 6. Discussion Item
 - Board Governance:

XVI. EDUCATIONAL SERVICES

7. M17-193- Item 7. The motion was made by Jennifer Navarro seconded by Patricia K. Shaw and carried 5/0 to approve the second and final reading of the revised Board Policy and Administrative Regulation.
 - AR 5111, Admission
 - BP 6170.1, Transitional Kindergarten

XVII. PERSONNEL

8. M17-194 - Item 8. The motion was made by Patricia K. Shaw seconded by John Curiel and carried 5/0 to approve the California School Employees Association (CSEA) Reopeners to Westside Union School District for the 2016-17 School Year.
9. M17-195 - Item 9. The motion was made by Patricia K. Shaw seconded by Jennifer Navarro and carried 5/0 to approve the Westside Union School District Reopeners to California School Employees Association (CSEA) for the 2016-17 School Year.

XVIII. BUSINESS

10. M17-196 - Item 10. The motion was made by Patricia K. Shaw seconded by Linda Jones and carried 5/0 to approve Resolution 17-18, School Facilities Needs Analysis.
11. M17-197 - Item 11. The motion was made by Patricia K. Shaw seconded by Linda Jones and carried 5/0 to approve the first reading of new Board Policy 3470, Debt Issuance and Management.

XIX. NEW BUSINESS

None

XX. UNFINISHED BUSINESS

None

XXI. ADJOURNMENT – The meeting was adjourned at 7:59 p.m. in by Steve DeMarzio, President

Patricia K. Shaw, Clerk
April 18, 2017

BOARD AGENDA

April 18, 2017

TO: BOARD OF TRUSTEES
PREPARED BY: Regina L. Rossall, Superintendent
SUBJECT: Fund Raiser Approval List

BACKGROUND:

Attached for review and approval by the Board are individual requests from school organizations for fund raising activities. Each is presented on the District's pre-approved form.

PROGRAM/EDUCATIONAL IMPLICATION:

Funds raised as a result of the activities benefit the individual schools as described in each form.

COST ANALYSIS/FUNDING SOURCE:

Approval of these activities increases the funding available for the affected schools as noted on each form.

SUPERINTENDENT'S RECOMMENDATION:

Approval

FUND RAISER APPROVAL LIST

Approved at the Board Meeting of April 18, 2017

Hillview

Description: Forum Music Festival
Date: April-May 2017
Purpose: To collect festival donations.
Requesting Group: Hillview ASB


Description: 100 Merit Reward Field Trip
Date: May 2017
Purpose: Collect donations for field trip.
Requesting Group: Hillview ASB

Description: 8th grade Magic Mountain Field Trip
Date: May-June 2017
Purpose: To collect donations for field trip.
Requesting Group: Hillview ASB

Leona Valley

Description: Selling donated items from Michaels
Date: April 26-28, 2017
Purpose: To raise money for end of the year bash.
Requesting Group: Leona Valley PTO

Westside Union School District
41914 50th Street West
Quartz Hill, CA. 93536
(661) 722-0716 FAX: (661) 974-8588



FUNDRAISING AUTHORIZATION
Middle School

School HV

Date 4-11-17

Requesting Group HV ASB

Indicate if requesting group is under the auspices of ASB/PTA/PTSA/PTO: ☒ ASB ☐ PTA/PTSA/PTO

Date(s) of Fund Raiser April/May 2017 Event Start Time _____

Location of Fund Raiser Hillview M.S.

Description of Fund Raiser Forum Music Festival 5-12-17

Purpose of the Fund Raiser To collect festival donations

For the benefit of (be specific) student entrance fees

Person Supervising Fund Raiser Brian Bastidas

Person Responsible for the Money Brian Bastidas & Betty Dyer

Projected Expenses \$ 2040.-

Projected Profit \$ 0

Approved by ASB in the meeting minutes of

4/11/17

The food sales shall not impair students' participation in the District's Food Service program. (BP3554)
Sanitary and safety procedures shall comply with the State and County Uniform Retail Food Facilities Law. Home-baked goods may not be sold. (BB3554, CURFFL 113700-114455, AR3554)
Food sales will not begin until after the close of the regularly scheduled midday food service period. (Code of Regulations, Title 5 15500, Ed Code 31520)
Organizations are encouraged to select items of good nutritional quality (BP3554)
The food item being sold cannot be an item sold in the food service program at that school during that school day. (Code of Regulations, Title 5)

Signature of ASB President [Signature] Date 4-11-17

Signature of ASB Advisor [Signature] Date 4/11/17


Signature of PTA/PTO/PTSA President _____ Date _____

Signature of Principal or Assistant [Signature] Date 4/11/17
I affirm that I have read and understand the District Wellness Policy and that the activity approved above is not in violation of that policy.

Approved by the Board of Trustees on _____

Note - Edible items that do not comply with the District's Wellness Policy may be sold to students a half an hour after the end of the school day.

Westside Union School District
41914 50th Street West
Quartz Hill, CA. 93536
(661) 722-0716 FAX: (661) 974-8588



FUNDRAISING AUTHORIZATION
Middle School

School HV Date 4-5-17
Requesting Group HVASB
Indicate if requesting group is under the auspices of ASB/PTA/PTSA/PTO: ☒ ASB ☐ PTA/PTSA/PTO
Date(s) of Fund Raiser May 2017 Event Start Time 7:00AM
Location of Fund Raiser Hillview M.S.
Description of Fund Raiser 100 merit reward field trip 2nd semester - donation / collection of student fees 2nd semester
Purpose of the Fund Raiser 100 merit field trip to Mulligans
For the benefit of (be specific) all students

Person Supervising Fund Raiser Mrs. Slater / Mrs. Sanchez
Person Responsible for the Money Betty Dyer

Projected Expenses \$ 5900.-
Projected Profit \$ 0

Approved by ASB in the meeting minutes of

4/11/17

The food sales shall not impair students' participation in the District's Food Service program. (BP3554)
Sanitary and safety procedures shall comply with the State and County Uniform Retail Food Facilities Law. Home-baked goods may not be sold. (BB3554, CURFFL 113700-114455, AR3554)
Food sales will not begin until after the close of the regularly scheduled midday food service period. (Code of Regulations, Title 5 15500, Ed Code 31520)
Organizations are encouraged to select items of good nutritional quality (BP3554)
The food item being sold cannot be an item sold in the food service program at that school during that school day. (Code of Regulations, Title 5)

Signature of ASB President Baugh

Date 4-11-17

Signature of ASB Advisor Dyer

Date 4/11/17

Signature of PTA/PTO/PTSA President _____

Date _____

Signature of Principal or Assistant [Signature]

Date 4/11/17


I affirm that I have read and understand the District Wellness Policy and that the activity approved above is not in violation of that policy.

Approved by the Board of Trustees on _____

Note - Edible items that do not comply with the District's Wellness Policy may be sold to students a half an hour after the end of the school day.

BU-13 10-14 Original to District Office for Approval at next Board Meeting. An approved copy will be sent back to school site.

Westside Union School District
41914 50th Street West
Quartz Hill, CA. 93536
(661) 722-0716 FAX: (661) 974-8588



FUNDRAISING AUTHORIZATION
Middle School

School HV

Date 4-5-17

Requesting Group HV ASB

Indicate if requesting group is under the auspices of ASB/PTA/PTSA/PTO: ☒ ASB ☐ PTA/PTSA/PTO

Date(s) of Fund Raiser May/June 2017 Event Start Time 8:30 AM

Location of Fund Raiser Hillview M.S.

Description of Fund Raiser 8th grade Magic Mountain Field trip - Donation of funds

Purpose of the Fund Raiser 8th grade promotion field trip to Magic Mountain - Donation of funds

For the benefit of (be specific) All 8th grade students

Person Supervising Fund Raiser Mrs. Slater Sanchez

Person Responsible for the Money Betty Dyer

Projected Expenses \$ 11867.-

Projected Profit \$ 0

Approved by ASB in the meeting minutes of 4/11/17

The food sales shall not impair students' participation in the District's Food Service program. (BP3554)
Sanitary and safety procedures shall comply with the State and County Uniform Retail Food Facilities Law. Home-baked goods may not be sold. (BB3554, CURFFL 113700-114455, AR3554)
Food sales will not begin until after the close of the regularly scheduled midday food service period. (Code of Regulations, Title 5 15500, Ed Code 51520)
Organizations are encouraged to select items of good nutritional quality (BP3554)
The food item being sold cannot be an item sold in the food service program at that school during that school day. (Code of Regulations, Title 5)

Signature of ASB President B. Boyd

Date 4-11-17

Signature of ASB Advisor [Signature]

Date 4/11/17

Signature of PTA/PTO/PTSA President _____

Date _____

Signature of Principal or Assistant [Signature]


Date 4/11/17

I affirm that I have read and understand the District Wellness Policy and that the activity approved above is not in violation of that policy.

Approved by the Board of Trustees on _____

Note - Edible items that do not comply with the District's Wellness Policy may be sold to students a half an hour after the end of the school day.

Westside Union School District
41914 50th Street West
Quartz Hill, CA. 93536
(661) 722-0716 FAX: (661) 206-3645



FUNDRAISING AUTHORIZATION
Elementary School

School LV

Date 4-6-17

Requesting Group: ☐ PTA ☒ PTO ☐ PTSA

Date(s) of Fund Raiser April 26, 27, 28 Event Start Time 1:55- 3:00 pm

Location of Fund Raiser Grass area in front of school - pick up area

Description of Fund Raiser selling donated items from Michaels

Purpose of the Fund Raiser To raise money for end of year
bash

For the benefit of (be specific) All the children

Person Supervising Fund Raiser Kim Kemp

Person Responsible for the Money Jenn Duben

Projected Expenses \$ 0

Projected Profit \$ 500

The food sales shall not impair students' participation in the District's Food Service program. (BP3554)
Sanitary and safety procedures shall comply with the State and County Uniform Retail Food Facilities Law. Home-baked goods may not be sold. (BB3554, CURFFL 113700-114455, AR3554)
Food sales will not begin until after the close of the regularly scheduled midday food service period. (Code of Regulations, Title 5 15500, Ed Code 51520)
Organizations are encouraged to select items of good nutritional quality (BP3554)
The food item being sold cannot be an item sold in the food service program at that school during that school day. (Code of Regulations, Title 5)

Signature of PTA/PTO/PTSA President [Signature]

Date 4-6-17

Signature of Principal or Assistant [Signature]

Date 4/6/17

I affirm that I have read and understand the District Wellness Policy and that the activity approved above is not in violation of that policy.

Approved by the Board of Trustees on _____

Note – Edible items that do not comply with the District's Wellness Policy may be sold to students a half an hour after the end of the school day.

WESTSIDE UNION SCHOOL DISTRICT
BOARD AGENDA
April 18, 2017

TO: BOARD OF TRUSTEES

PREPARED BY: Robert Hughes, Deputy Superintendent

SUBJECT: Personnel Report #17-17

BACKGROUND: The Board is requested to approve/ratify the following personnel Recommendations:

MANAGEMENT

CERTIFICATED

<u>Employment</u>	<u>Position/Location/Effective Date/Salary/Funding/Req. #</u>
Adamson, Amanda	Teacher-Nurse/Column I-Step 3/April 5, 2017/URGF

Hetland, Lauren	Substitute Teacher/\$120 daily/March 22, 2017/URGF
-----------------	--

<u>Change</u>	<u>Position/Location/Effective Date/Salary/Funding/Req. #</u>
---------------	---

<u>Leaves</u>	<u>Position/Location/Effective Date/</u>
---------------	--

<u>Separation</u>	<u>Position/Location/Effective Date/</u>
Vidal, Gretchen	Substitute Teacher/April 10, 2017/Resignation

CLASSIFIED

<u>Employment</u>	<u>Position/Location/Effective Date/Salary/Funding/Req.#</u>
Chisholm, Denise	Instructional Assistant II/CW/3 hrs/per/day/Step 1/ April 10, 2017/SDC/Req# 13628

Densing, Calista	Instructional Assistant II-PreK/QH/2.5 hrs/per/day/Step 1/ SDC/Req# 13750
------------------	--

Hardani, Ferial	Short-Term Instructional Assistant II/SD/2.5 hrs/per/day/April 3-28, 2017/ SDC/Req# 13771
Jones, Aracely	Substitute Playground Supervisor/Step 1/April 3, 2017/URGF
Kraus, Miranda	Short-Term Instructional Assistant I/DS/1.25 hrs/per/day/ April 4-May 30, 2017/Tues. & Thurs. Only/Sup Grant/Req# 13773
Patierno, Tiffany	Instructional Assistant II-RSP/WA/3.97 hrs/per/day/Step 1/ April 5, 2017/SDC/Req# 13698
Rangel, Rosa	Campus Climate Assistant/RV/3 hrs/per/day/Step 1/April 5, 2017/ Sup Grant/Req# 13553
Valencia, Yovanna	Instructional Assistant II/RV/3 hrs/per/day/Step 1/ April 17, 2017/SDC/Req# 13412
<u>Change</u> Arnold, Nancy	<u>Position/Location/Effective Date/Salary/Funding/Req. #</u> Substitute Playground Supervisor to <u>Playground Supervisor (2.67 hrs/per/day)</u> VV/Step 1/April 5, 2017/URGF/Req# 13781
Rouse, Tabetha	Playground Supervisor (2.67 hrs/per/day) to <u>Instructional Assistant II</u> <u>(3.25 hrs/per/day)/VV/Step 1/April 5, 2017/SDC/Req# 13548</u>
<u>Leaves</u>	<u>Position/Location/Effective Date/</u>
<u>Separation</u> Abdul Hamid, Fatima	<u>Position/Location/Effective Date/</u> Playground Supervisor/SD/April 5, 2017/Resignation
Campbell, Tonia	Instructional Assistant I/CW/April 14, 2017/Resignation
Claudio, Alyssa	Instructional Assistant II/QH/March 30, 2017/Resignation
Denney, Monica	Crossing Guard/VV/April 10, 2017/Resignation
Dives, Patricia	Instructional Assistant II/HV/April 7, 2017/39-month Rehire
Guzman, Eduardo	Playground Supervisor/JW/April 7, 2017/Resignation
Kimbel, Kaytlen	Instructional Assistant II/HV/April 14, 2017/Resignation
Rizo, Angelica	Campus Climate Assistant/JW/April 3, 2017/Resignation
Samson, Jennifer	Instructional Assistant II/VV/April 5, 2017/Resignation

BOARD AGENDA

April 18, 2017

TO: BOARD OF TRUSTEES
PREPARED BY: Jeri Holmes, Purchasing
SUBJECT: Purchase Order Approval List

BACKGROUND:

Purchase orders are submitted for pre-approval if the purchase is over \$7,500. Purchase orders are submitted for ratification for items under \$7,500 per the adopted policy. Items that have already been approved by virtue of individual board action/direction are also included on the ratification list, even if their value is over \$7,500

PROGRAM/EDUCATIONAL IMPLICATION:

None

COST ANALYSIS/FUNDING SOURCE:

With approval of this action, the Board authorizes expenditures of:

Approval Items:

All Funds	105,791.71
-----------	------------

Ratification Items:

General Fund (01.0)	63,031.39
Child Nutrition Fund (13.0)	9,189.23
Deferred Maintenance Fund (14.0)	0.00
Building Fund: Bonds (21.0)	0.00
Capital Facilities Fund (25.0)	3,100.00
County Facilities Fund (35.0)	0.00
Anaverde Settlement (40.0)	0.00
CFD's (49.0)	0.00

Total	181,112.33
--------------	-------------------

ASSISTANT SUPERINTENDENT, ADMINISTRATIVE SERVICES RECOMMENDATION:

Approval

PURCHASE ORDERS
Approved/Ratified at the Meeting of April 18, 2017

PO's for Board Approval (note: General Fund (01.0) moneys unless otherwise noted)

<u>P.O. #</u>	<u>Vendor/Location</u>	<u>Description/Funding Source Detail</u>	<u>Amount</u>
P51904	CDWG Computer Centers Inc Sundown	Wall Mount Charging Towers (10) Title I	9,776.63
P51920	Southwest School Supply EZ, VV, DS	Summer Session Supplies Supplemental Grant	10,000.00
P51925	2nd Gear LLC Gregg Anderson (Refresh)	OptiPlex 7010 Computers (115) and LCD Displays (70) Technology	55,002.19
P51935	CDWG Computer Centers Inc Esperanza, Rancho Vista (new rooms)	Brightlink LCD Projectors with Wall Mounts (4) Fund 25 (Developer Fees)	7,785.36
M19944	SEA Supply Various Sites	Custodial Supplies - March Maintenance	14,977.13
M19945	Smith Pipe and Supply Various Sites	Landscape Supplies - March Operations	8,250.40

Total 105,791.71

PO's for Board Ratification

<u>P.O. #</u>	<u>Vendor/Location</u>	<u>Description/Funding Source Detail</u>	<u>Amount</u>
P51759	Antelope Valley Press Maintenance	Notice to Bidders: HVAC Upgrades and Roof Replacement General Funding	2,408.56
P51877	AVSTA All Sites	Field Trip Transportation: February 15-28, 2017 Reimbursable and Supplemental Grant	3,008.36
P51878	Kevin Bice Hillview	Reimburse: Science Department Supplies General Funding	500.00
P51879	Kevin Bice Hillview	Reimburse: Robotic Items General Funding	500.00
P51880	Brian Bastidas Hillview	Reimburse: Aeromodeling Club Supplies Local Site Funds	500.00
P51881	Brian Bastidas Hillview	Reimburse: Flight and Space Supplies General Funding	200.00
P51882	SIGMAnet Inc Gregg Anderson	Charging Carts (2) Local Site Funds	3,247.47
P51883	Demco Gregg Anderson	Library Supplies Local Site Funds	370.59
P51884	Davis Communications Educational Services	Full Color Presentation Folders Supplemental Grant	1,050.00
P51885	Jones School Supply Hillview	Assorted Certificates and Folders General Funding	531.46
P51886	Helidirect Hillview	Aeromodeling Supplies Local Site Funds	2,434.18
P51887	Minuteman Press Hillview	Sponsor Banners General Funding	462.19
P51888	Minuteman Press Hillview	Lunch Detention and Parent Contact Referral Forms General Funding	415.38
P51889	Follett School Solutions Rancho Vista	Ebooks for Library General Funding	1,629.04
P51890	Andrea Communications Anaverde Hills	Splitters for Computers Title I	59.56
P51891	Lakeshore Anaverde Hills	Instructional Materials Title I	78.14
P51892	Teacher Treasures Anaverde Hills	Instructional Materials Title I	194.70
P51893	Lakeshore Anaverde Hills	Instructional Materials Title I	1,386.01
P51894	EAI Education Anaverde Hills	Science and Math Materials Title I	194.97
P51895	Scholastic Classroom Magazines Anaverde Hills	Subscription: Scholastic News Grade 2 Title I	209.34

P51896	Scholastic Classroom Magazines Anaverde Hills	Subscription: Let's Find Out with Science Spin Grade K Title I	211.74
P51897	School Specialty Anaverde Hills	Science Lab Materials General Funding	1,303.63
P51898	Spiritwear.com Anaverde Hills	T-Shirts and Sweatshirts General Funding	607.92
P51899	AVID Center Educational Services	Elementary and Tutorial Poster Sets Supplemental Grant	4,251.25
P51900	Positive Promotions Leona Valley	Recognition Materials Local Site Funds	352.23
P51902	Iron Mountain Business Services	Document Shredding General Funding	2,400.00
P51903	Amerimac Office Products Quartz Hill	Digital Duplicator Masters and Ink General Funding	239.25
P51905	Baudville Inc Hillview	Certificate Folders General Funding	769.63
P51906	Hamilton Buhl Esperanza	Headphones Title I	2,393.44
P51907	Lakeshore Esperanza	Instructional Materials Title I	1,609.87
P51908	Really Good Stuff Esperanza	Reader Strips Title I	101.13
P51909	USA Promo Items LLC Hillview	Lanyards General Funding	2,396.98
P51910	Vex Robotics Hillview	Classroom and Competition Super Kit General Funding	1,169.23
P51911	Sierra School Equipment Company Hillview	Conference Room Chairs (8) Local Site Funds	1,783.50
P51912	Robomatter Inc Quartz Hill	Robotics Materials Title I	2,695.18
P51913	Put-In-Cups Quartz Hill	Sleeves for Fencing General Funding	534.80
P51914	American Business Machines Quartz Hill	Staple Cartridges for Copiers General Funding	269.70
P51915	Houghton Mifflin Harcourt Educational Services	Journeys Reader's Notebooks Lottery: Instructional	312.55
P51916	The Library Store Inc Anaverde Hills	Library Supplies General Funding	237.38
P51917	Demco Anaverde Hills	Genre Stickers for Library General Funding	11.40
P51918	Southwest School Supply Anaverde Hills	Printer Toner Cartridge General Funding	170.73
P51851	Minuteman Press Del Sur	Office Report Forms and Detention Slips Local Site Funds	374.66
P51919	PEAP Hillview	Presidential Awards Pins for 6th and 8th Grades General Funding	600.00
P51921	Kristin Gellinck-Frye VV, EZ, DS	Reimburse: Summer School Supplies Supplemental Grant	500.00
P51922	Marguerite Johnson VV, EZ, DS	Reimburse: Summer School Supplies Supplemental Grant	500.00
P51924	Amazon.com Corporate Credit Technology	Gripstick Headphone Plug Extraction Tool General Funding	54.36
P51926	The Library Store Inc Esperanza	Library Supplies General Funding	86.06
P51927	CDWG Computer Centers Inc Anaverde Hills	Belkin Store-and-Charge Stations (2) Title I	385.39
P51928	CDWG Computer Centers Inc Del Sur	Lock 'n' Charge Carts (2) Local Site Funds	3,219.00
P51932	CDWG Computer Centers Inc Del Sur	Powergistics Locking Charging Towers (2) Local Site Funds	1,563.83
P51933	Bohns Printing	Business Cards: Masters, Navarro, Penaloza, Rush	87.00

P51934	Business Services CDWG Computer Centers Inc Educational Services	General Funding Epson PowerLite Projector (1) General Funding	753.82 450.11
P51943	Headsets.com Inc Human Resources	Wireless Headset System General Funding	
P51945	Chris Soliz Technology	Reimburse: GoDaddy.com Domain Renewal General Funding	245.00
P51946	Southwest School Supply Educational Services	EL Summer Bridge Program Supplies Title III	3,000.00
P51947	Southwest School Supply Valley View	School and Office Supplies General Funding	1,000.00
P51960	Whitney high School MUN Hillview	Model United Nations Registration Local Site Funds	750.00
P51961	Patricia Scarfone-Sulz Del Sur	Reimburse: Gardening Materials General Funding	580.33
M19853	Toyota Lift of Los Angeles Maintenance	Fork Lift Safety and Repairs Operations	932.80
M19929	Consolidated Electric Various Sites	Electrical Supplies - March Operations	742.77
M19931A	Desert Lock Company Maintenance	Cam Locks Maintenance	19.68
M19931B	Desert Lock Company Maintenance	Keys Maintenance	26.64
M19933	Fastenal Maintenance	Maintenance Supplies - March Operations	18.86
M19937	Johnstone Supply Various Sites	HVAC Supplies - March Maintenance	285.17
M19938	Lancaster Plumbing Various Sites	Plumbing Supplies - March Maintenance	410.64
M19940	Motion Industries Gregg Anderson	Maintenance Supplies - March Maintenance	47.70
M19946	United Refrigeration Various Sites	HVAC Supplies - March Maintenance	142.21
M19959	B&M Lawn and Garden Maintenance	Pump Water Assy Maintenance	173.59
M19974	Westside Lancaster LLC District Office	Door and Vertex Supplies Operations	520.17
M19981	Westside Lancaster LLC District Office	Wall Supplies Operations	178.37
M20018	Chatfield-Clarke Co. District Office	Repair Supplies Operations	1,032.71
M20021	Safety Screens District Office	Release Slide Bolt Safety Screen Maintenance	285.17
M10022	Bear State Plumbing Gregg Anderson	Install Earthquake Valve Maintenance	863.86

Total 63,031.39

CHILD NUTRITION (13)

M19938	Lancaster Plumbing	Plumbing Supplies - March	125.24
M19946	United Refrigeration	HVAC Supplies - March	93.47
M20017	Rick Shipp Truck & Equipment Repair	Repairs - Truck 77	7,095.52
M20020	Terry LLC	SM2C Replacement Cartridges	1,875.00

Total 9,189.23

DEFERRED MAINTENANCE (14)

BUILDING FUND: BONDS (21)

No Purchase Orders for Funds 14 or 21

Total 0.00

CAPITAL FACILITIES (25)

P51942	Division of the State Architect	Calgreen Outdoor Water Use Regulation Fee: AH	500.00
--------	---------------------------------	---	--------

P51951	Los Angeles County Waterworks Dist	Fire Flow Fees: AH (3 Relocatables)	350.00
P51958	Division of the State Architect	Plan Check Fees: AH (3 Relocatables)	2,250.00

Total	3,100.00
--------------	-----------------

COUNTY FACILITIES (35)
ANAVERDE SETTLEMENT (40)
CFD's (49)

No Purchase Orders for Funds 35, 40, or 49

Total	0.00
--------------	-------------

BOARD AGENDA

April 18, 2017

TO: BOARD OF TRUSTEES
PREPARED BY: Jeri Holmes, Purchasing
SUBJECT: Consultant/Contract Agreement Schedule

BACKGROUND:

Consultant agreements and contracts are brought to the Board in accordance with Board Policy 3312 for various purposes including student assemblies, in-house staff workshops, and vendor provided services.

PROGRAM/EDUCATIONAL IMPLICATION:

These Consultant Agreements and Contracts provide support to the District's Educational Program

COST ANALYSIS/FUNDING SOURCE:

With approval of this action, the Board authorizes expenditures and incoming funds of:

Student Assemblies	0.00
In-house Staff/Parent Workshops	0.00
Vendor Provided Services	1,460,930.15
Rental/Lease Contracts	0.00
Total	<u>1,460,930.15</u>

Incoming Funds	0.00
----------------	-------------

ASSISTANT SUPERINTENDENT, ADMINISTRATIVE SERVICES RECOMMENDATION:

Approval

CONSULTANT/CONTRACT AGREEMENT SCHEDULE

Ratified/Approved at the Board Meeting of April 18, 2017

<u>Dates</u>	<u>Name/School Site</u>	<u>Description/Funding Source</u>	<u>Cost</u>	<u>Income</u>
Spring/Summer 2017	3K Building Services Inc SD & VV (HVAC), SD (Roof)	Inspection Services: HVAC Upgrades and Roof Replacement Maintenance General Funding	12,420.00	
Spring/Summer 2017	CS and Associates Inc SD & VV (HVAC), SD (Roof)	Labor Compliance Monitoring: HVAC and Roof Replacement Maintenance General Funding	2,220.00	
2017-2018	Dimension Data North American Cottonwood	Cabling: Phase 2 General Funding	265,597.21	
2017-2018	Dimension Data North American Cottonwood	LAN Wireless: Phase 2 General Funding	119,719.64	
2017-2018	Dimension Data North American Cottonwood	Physical Security: Phase 2 General Funding	102,743.54	
2017-2018	Dimension Data North American Cottonwood	Extron AV: Phase 2 General Funding	180,680.80	
2017-2018	Dimension Data North American Cottonwood	Bosch DB: Phase 2 General Funding	22,281.25	
2017-2018	Dimension Data North American Cottonwood	LAN Wireless: Phase 3 General Funding	114,461.89	
2017-2018	Dimension Data North American Cottonwood	Physical Security: Phase 3 General Funding	77,157.11	
2017-2018	Dimension Data North American Cottonwood	Cabling: Phase 3 General Funding	260,247.48	
2017-2018	Dimension Data North American Cottonwood	Extron AV: Phase 3 General Funding	185,438.25	
2017-2018	Dimension Data North American Cottonwood	Bosch: Phase 3 General Funding	19,770.25	
2017-2018	PowerSchool Group LLC District	Annual Support/Subscription/Hosting Renewal Technology Maintenance	45,100.00	
2017-2018	SISC II District	Special Education Voluntary Coverage Program (SEVCP) General Funding	15,675.00	
Spring/Summer 2017	Tel Pro Voice and Data Inc Esperanza	CAT.6 Structured Cabling for New Relocatable Classrooms Fund 25 (Developer Fees)	8,662.16	
Spring/Summer 2017	Tel Pro Voice and Data Inc Rancho Vista	CAT.6 Structured Cabling for New Relocatable Classrooms Fund 25 (Developer Fees)	7,755.57	
Spring/Summer 2017	Universal Electronic Alarms Inc Rancho Vista	Fire Alarm Additions for New Relocatable Classrooms Fund 25 (Developer Fees)	21,000.00	
<u>Change</u>	No Changes			

Total **1,460,930.15** **0.00**

Individual Services Agreements

These individual service agreements fall under previously Board approved Master Contracts. All agreements are funded through Special Education general funds.

<u>Nonpublic School/Agency</u>	<u>Service</u>	<u>Student ID</u>
Community Therapies	Occupational Therapy Assessment for Student	ZECEA033010M001
Community Therapies	Occupational Therapy Assessment for Student	SERRC012005M001
Community Therapies	Occupational Therapy Assessment for Student	ANTOJ041309M001
Community Therapies	Occupational Therapy for Student	WILSK032403M001
Community Therapies	Occupational Therapy for Student	LAWRE013107M001
Community Therapies	Occupational Therapy for Student	NOCHA090506M001

BOARD AGENDA

April 18, 2017

TO: BOARD OF TRUSTEES
PREPARED BY: Jeri Holmes, Purchasing
SUBJECT: Conference/Workshop Schedule

BACKGROUND:

Conference requests are processed in compliance with Board Policy 3350.

PROGRAM/EDUCATIONAL IMPLICATION:

On-going staff development is a key to the success of the District's programs.

COST ANALYSIS/FUNDING SOURCE:

With approval of this action, the Board authorizes expenditures of \$10,482.60.

ASSISTANT SUPERINTENDENT, ADMINISTRATIVE SERVICES RECOMMENDATION:

Approval

CONFERENCE/WORKSHOP SCHEDULE
Ratified/Approved at the Board Meeting of April 18, 2017

<u>Dates/Location</u>	<u>Title/Attendees/Funding Location</u>	<u>Fund. Source</u>	<u>Registration</u>	<u>Lodging</u>	<u>Meals</u>	<u>Mileage</u>	<u>Parking</u>	<u>Subs</u>	<u>Other</u>
April 12, 2017 Downey	School Site Council Training of Trainers Marguerite Johnson Educational Services	Title I	50.00	0.00	0.00	0.00	0.00	0.00	0.00
May 17, 2017 Downey	Newcomer Workshop Kristin Gellinck-Frye, Darrell Hrabik, Christina Stricklen Educational Services	Supplemental Grant	-	792.00	150.00	183.60	0.00	0.00	0.00
May 18, 2017 Ontario	May Revision Workshop Marguerite Johnson Educational Services	General Funding	165.00	0.00	0.00	0.00	0.00	0.00	0.00
May 20-21, 2017 Sacramento	CSBA Delegate Assembly John Curiel, Steve DeMarzio Board of Trustees	General Funding	110.00	800.00	170.00	782.00	80.00	0.00	0.00
July 10-12, 2017 San Francisco	2017 Annual Visible Learning Conference Ana Penaloza, Trudy Valenzuela, Laura Duran Educational Services	Supplemental Grant	3,372.00	2,800.00	600.00	428.00	0.00	0.00	0.00
Changes	No Changes								
Subtotals			3,697.00	4,392.00	920.00	1,393.60	80.00	0.00	0.00
Grand Total			10,482.60						

BOARD AGENDA

April 18, 2017

TO: BOARD OF TRUSTEES
PREPARED BY: Regina L. Rossall, Superintendent
SUBJECT: Board Bylaws – First Reading

BACKGROUND:

As part of Board Governance, the following Board Bylaws are being reviewed. Revisions are suggested by CSBA as a result of either recent judicial rulings or legislative enactment make our bylaws consistent with law.

BB 9323, Meeting Conduct
BB/E 9323.2, Actions by the Board
BB 9324, Minutes and Recordings
BB 9400, Board Self-Evaluation

PROGRAM/EDUCATIONAL IMPLICATION:

None

COST ANALYSIS/FUNDING SOURCE:

There are no costs associated with updating these policies and administrative regulations.

SUPERINTENDENT'S RECOMMENDATION:

Approval

Board Bylaw

Meeting Conduct

Board Bylaws

BB 9323(a)

Meeting Procedures

All Board of Trustees meetings shall begin on time and shall be guided by an agenda prepared and delivered in advance to all Board members and to other persons upon request.

(cf. 9322 - Agenda/Meeting Materials)

The Board president shall conduct Board meetings in accordance with Board bylaws and procedures that enable the Board to efficiently consider issues and carry out the will of the majority.

(cf. 9121 - President)

The Board believes that late night meetings deter public participation, can affect the Board's decision-making ability, and can be a burden to staff. Regular Board meetings may be adjourned at 10:30 p.m. unless extended to a specific time determined by a majority of the Board. The meeting shall be extended no more than once and may be adjourned to a later date.

(cf. 9320 - Meetings and Notices)

Quorum

A majority of the number of filled positions on the Board constitutes a quorum. (Education Code 5095, 35165)

Unless otherwise provided by law, affirmative votes by a majority of all the membership of the Board are required to approve any action under consideration, regardless of the number of members present. (Education Code 35164)

(cf. 9323.2 - Actions by the Board)

Abstentions

The Board believes that its members have a duty to vote on issues before them. All members retain the right to abstain.

(cf. 9270 - Conflict of Interest)

Public Participation

Members of the public are encouraged to attend Board meetings and to address the Board concerning any item on the agenda or within the Board's jurisdiction. So as not to inhibit public participation, persons attending Board meetings shall not be requested to sign in,

complete a questionnaire, or otherwise provide their name or other information as a condition of attending the meeting.

In order to conduct district business in an orderly and efficient manner, the Board requires that public presentations to the Board comply with the following procedures:

1. The Board shall give members of the public an opportunity to address the Board either before or during the Board's consideration of each item of business to be discussed at regular or special meetings. (Education Code 35145.5, Government Code 54954.3)
2. At a time so designated on the agenda, members of the public may bring before the Board, at a regular meeting, matters that are not listed on the agenda. The Board may refer such a matter to the Superintendent or designee or take it under advisement, but shall not take action at that time except as allowed by law. The matter may be placed on the agenda of a subsequent meeting for action or discussion by the Board. (Education Code 35145.5, Government Code 54954.2)
3. Without taking action, Board members or district staff members may briefly respond to statements made or questions posed by the public about items not appearing on the agenda. Additionally, on their own initiative or in response to questions posed by the public, a Board or staff member may ask a question for clarification, make a brief announcement, or make a brief report on his/her own activities. (Government Code 54954.2)

Furthermore, the Board or a Board member may provide a reference to staff or other resources for factual information, ask staff to report back to the Board at a subsequent meeting concerning any matter, or take action directing staff to place a matter of business on a future agenda. (Government Code 54954.2)

4. The Board need not allow the public to speak on any item that has already been considered by a committee composed exclusively of Board members at a public meeting where the public had the opportunity to address the committee on that item. However, if the Board determines that the item has been substantially changed since the committee heard it, the Board shall provide an opportunity for the public to speak. (Government Code 54954.3)

(cf. 9130 - Board Committees)

5. A person wishing to be heard by the Board shall first be recognized by the president and shall then proceed to comment as briefly as the subject permits.

Individual speakers shall be allowed three minutes to address the Board on each agenda or nonagenda item. The Board shall limit the total time for public input on each item to 20

minutes. With Board consent, the president may increase or decrease the time allowed for public presentation, depending on the topic and the number of persons wishing to be heard. The president may take a poll of speakers for or against a particular issue and may ask that additional persons speak only if they have something new to add.

6. The Board president may rule on the appropriateness of a topic. If the topic would be more suitably addressed at a later time, the president may indicate the time and place when it should be presented.

The Board shall not prohibit public criticism of its policies, procedures, programs, services, acts or omissions. (Government Code 54954.3) In addition, the Board may not prohibit public criticism of district employees.

Whenever a member of the public initiates specific complaints or charges against an employee, the Board president shall inform the complainant that in order to protect the employee's right to adequate notice before a hearing of such complaints and charges, and also to preserve the ability of the Board to legally consider the complaints or charges in any subsequent evaluation of the employee, it is the policy of the Board to hear such complaints or charges in closed session unless otherwise requested by the employee pursuant to Government Code 54957.

(cf. 1312.1 - Complaints Concerning District Employees)
(cf. 9321 - Closed Session Purposes and Agendas)

7. The Board president shall not permit any disturbance or willful interruption of Board meetings. Persistent disruption by an individual or group shall be grounds for the chair to terminate the privilege of addressing the Board. The Board may remove disruptive individuals and order the room cleared if necessary; in this case, members of the media not participating in the disturbance shall be allowed to remain, and individual(s) not participating in such disturbances may be allowed to remain at the discretion of the Board. When the room is ordered cleared due to a disturbance, further Board proceedings shall concern only matters appearing on the agenda. (Government Code 54957.9)

(cf. 9324 - Minutes and Recordings)

Recording by the Public

The Superintendent or designee shall designate locations from which members of the public may broadcast, photograph or tape record open meetings without causing a distraction.

If the Board finds that noise, illumination or obstruction of view related to these activities would persistently disrupt the proceedings, these activities shall be discontinued or restricted as determined by the Board. (Government Code 54953.5, 54953.6)

Legal Reference:

EDUCATION CODE

- 5095 Powers of remaining board members and new appointees
- 32210 Willful disturbance of public school or meeting a misdemeanor
- 35010 Prescription and enforcement of rules
- 35145.5 Agenda; public participation; regulations
- 35163 Official actions, minutes and journal
- 35164 Vote requirements
- 35165 Effect of vacancies upon majority and unanimous votes by seven member board

GOVERNMENT CODE

- 54953.5 Audio or video tape recording of proceedings
- 54953.6 Broadcasting of proceedings
- 54954.2 Agenda; posting; action on other matters
- 54954.3 Opportunity for public to address legislative body; regulations
- 54957 Closed sessions
- 54957.9 Disorderly conduct of general public during meeting; clearing of room

COURT DECISIONS

Baca v. Moreno Valley Unified School District, (C.D. Cal. 1996) 936 F.Supp. 719

ATTORNEY GENERAL OPINIONS

- 76 Ops.Cal.Atty.Gen. 281 (1993)
- 66 Ops.Cal.Atty.Gen. 336, 337 (1983)
- 63 Ops.Cal.Atty.Gen. 215 (1980)
- 61 Ops.Cal.Atty.Gen. 243, 253 (1978)
- 59 Ops.Cal.Atty.Gen. 532 (1976)

Bylaw WESTSIDE UNION SCHOOL DISTRICT

adopted: May 13, 2003 Quartz Hill, California

reviewed, readopted: July 24, 2012

Board Bylaw

Actions By The Board

Board Bylaws

BB 9323.2(a)

An "action" by the Board of Trustees means: (Government Code 54952.6)

1. A collective decision by a majority of the Board members
2. A collective commitment or promise by a majority of the members to make a positive or negative decision
3. A vote by a majority of the members when sitting as the Board upon a motion, proposal, resolution, order or ordinance

When required by law, action shall instead require a two-thirds, four-fifths, or unanimous vote of either the Board or Board members present at the meeting.

The Board may take action in a regular meeting on a subject not listed on the published agenda only when it publicly identifies the item to be acted upon in conjunction with one of the following circumstances: (Government Code 54954.2)

1. The Board, by majority vote of its members, determines that the action responds to an emergency situation.

(cf. 9320 - Meetings and Notices)

2. The Board determines, either by a two-thirds majority vote of the members present at the meeting or, if less than two-thirds of the members are present, by a unanimous vote of all members present, that the need to take immediate action came to the district's attention after the posting of the agenda.

3. The matter was properly posted for a previous meeting occurring not more than five days earlier and was continued to the meeting at which action is being taken.

(cf. 9322 - Agenda/Meeting Materials)

The Board shall not take action by secret ballot, whether preliminary or final. (Government Code 54953)

Actions taken by the Board in open session shall be recorded in the Board minutes. (Education Code 35145)

(cf. 9324 - Minutes and Recordings)

Challenging Board Actions

Any demand by the district attorney or any interested person to correct a Board action because of an alleged violation of Government Code 54953 (open meeting and

teleconferencing), Government Code 54954.5 (closed session item descriptions), Government Code 54954.6 (new or increased tax assessments), or Government Code 54956 (special meetings) shall be presented to the Board in writing within 90 days of the date when the action was taken. (Government Code 54960.1)

If the alleged violation concerns action taken in an open session but in violation of Government Code 54954.2 (agenda posting), the written demand must be made within 30 days of the date when the alleged action took place. The demand shall clearly describe the challenged action and the nature of the alleged violation. (Government Code 54960.1)

Within 30 days of receiving the demand, the Board shall either cure or correct the challenged action and inform the demanding party in writing of its actions to cure or correct. If the Board decides to not cure or correct the challenged action, the demanding party shall be informed in writing of that decision. (Government Code 54960.1)

If the Board takes no action within the 30-day review period, its inaction shall be considered a decision not to cure or correct the action. (Government Code 54960.1)

Legal Reference:

EDUCATION CODE

- 17466 Declaration of intent to sell or lease real property
- 17481 Lease of property with residence for nondistrict purposes
- 17510-17511 Resolution requiring unanimous vote of all members constituting board
- 17546 Private sale of personal property
- 17556-17557 Resolution of intention
- 17559 Public hearing and adoption of resolution
- 17582 District deferred maintenance fund
- 17583 Deferred maintenance fund; transfer of excess local funds
- 35144 Special meeting
- 35145 Public meetings
- 35164 Majority vote of all members constituting board for board action
- 48660 Establishment of community day schools
- 48661 School site restrictions for community day schools

CODE OF CIVIL PROCEDURE

- 1245.240 Eminent domain vote requirements
- 1245.245 Eminent domain, resolution adopting different use

GOVERNMENT CODE

- 53094 Authority to render zoning ordinance inapplicable

53097 Compliance with ordinances
53724 Parcel tax resolution requirements
53790-53792 Exceeding the budget
53820-53833 Temporary borrowing
53850-53858 Temporary borrowing
54950 Meetings: declaration; intent; sovereignty
54952.6 Action taken, definition
54953 Meetings to be open and public; attendance; secret ballots
54953.5 Right to record proceedings; conditions
54954.2 Agenda posting requirements; board actions
54954.5 Closed session item descriptions
54954.6 New or increased taxes or assessments; hearings; notice
54956 Special meetings; call; notice
54956.5 Emergency meetings in emergency situations
54960 Action to prevent violations
54960.1 Challenge of governing board actions
54960.5 Costs and attorney fees

PUBLIC CONTRACT CODE

3400 Bid specifications
20111 Contracts over \$50,000; contracts for construction; award to lowest responsible bidder
20113 Emergencies, award of contracts without bids

COURT DECISIONS

Boyle v. City of Redondo Beach, (1999) 70 Cal.App.4th 1109

Bylaw WESTSIDE UNION SCHOOL DISTRICT
adopted: August 15, 2000 Quartz Hill, California
reviewed, readopted: July 24, 2012

Exhibit

Actions By The Board

Board Bylaws

E 9323.2(a)

Exhibit 1

ACTIONS REQUIRING A SUPER MAJORITY VOTE

Actions Requiring a Two-Thirds Vote of the Board:

1. Resolution declaring intention to sell or lease real property (Education Code 17466)
(cf. 3280 - Sale, Lease and Rental of District-Owned Real Property)
2. Resolution declaring intent of Board to convey or dedicate property to the state or any political subdivision for the purposes specified in Education Code 17556 (Education Code 17557)
3. Resolution authorizing and directing the Board president, or any other presiding officer, secretary, or member, to execute a deed of dedication or conveyance of property to the state or a political subdivision (Education Code 17559)
4. Lease, for up to three months, of school property which has a residence on it and which cannot be developed for district purposes because funds are unavailable (Education Code 17481)
5. Request for temporary borrowing pursuant to Government Code 53820-53833, to pay district obligations incurred before the receipt of district income for the fiscal year sufficient to meet the payment(s) (Government Code 53821)
6. Upon complying with Government Code 65352.2 and Public Resources Code 21151.2, action to render city or county zoning ordinances inapplicable to a proposed use of the property by the district (Government Code 53094)
(cf. 7131 - Relations with Local Agencies)
(cf. 7150 - Site Selection and Development)
(cf. 7160 - Charter School Facilities)
7. When the district has an average daily attendance (ADA) of 2,500 or less and seeks to situate a community day school on an existing school site, certification that satisfactory alternative facilities are not available for a community day school (Education Code 48661)
8. When the district is organized to serve only grades K-8 and seeks to situate a community day school on an existing school site, certification that satisfactory alternative facilities are not

available for a community day school (Education Code 48661)

9. When the district desires to operate a community day school to serve any of grades K-6 (and no higher grades) on an existing school site, certification that satisfactory alternative facilities are not available for a community day school (Education Code 48661)

(cf. 6185 - Community Day School)

10. Resolution of intent to issue general obligation bonds with the approval of 55 percent of the voters of the district (Education Code 15266)

(cf. 7214 - General Obligation Bonds)

11. Resolution of intent to issue bonds within a school facilities improvement district with the approval of 55 percent of the voters of the school facilities improvement district (Education Code 15266)

(cf. 7213 - School Facilities Improvement Districts)

12. Resolution to place a parcel tax on the ballot (Government Code 53724)

13. Resolution of necessity to proceed with an eminent domain action and, if the Board subsequently desires to use the property for a different use than stated in the resolution of necessity, a subsequent resolution so authorizing the different use (Code of Civil Procedure 1245.240, 1245.245)

Actions Requiring a Two-Thirds Vote of the Board Members Present at the Meeting:

1. Determination that there is a need to take immediate action and that the need for action came to the district's attention after the posting of the agenda. If less than two-thirds of the Board members are present at the meeting, a unanimous vote of all members present is required. (Government Code 54954.2)

2. Determination that a closed session is necessary during an emergency meeting. If less than two-thirds of the Board members are present, a unanimous vote of all members present is required. (Government Code 54956.5)

(cf. 9320 - Meetings and Notices)

(cf. 9321 - Closed Session Purposes and Agendas)

Actions Requiring a Four-Fifths Vote of the Board:

1. The expenditure and transfer of necessary funds and use of district property or personnel to meet a national or local emergency created by war, military, naval or air attack or sabotage, or to provide for adequate national or local defense (Government Code 53790-53792)

(cf. 3110 - Transfer of Funds)

2. Resolution for district borrowing based on issuance of notes, tax anticipation warrants, or other evidences of indebtedness, in an amount up to 50 percent of the district's estimated income and revenue for the fiscal year or the portion not yet collected at the time of the borrowing (Government Code 53822, 53824)

3. Resolution for district borrowing, between July 15 and August 30, of any fiscal year of up to 25% of the estimated income and revenue to be received by the district during that fiscal year from apportionments based on ADA for the preceding year (Government Code 53822-53824)

4. Declaration of an emergency in order to authorize the district to include a particular brand name or product in a bid specification (Public Contract Code 3400)

(cf. 3311 - Bids)

5. Resolution to award a contract for a public works project at \$187,500 or less to the lowest responsible bidder, when the district is using the informal process authorized under the Uniform Public Construction Cost Accounting Act for projects of \$175,000 or less, all bids received are in excess of \$175,000, and the Board determines that the district's cost estimate was reasonable (Public Contract Code 22034)

Actions Requiring a Unanimous Vote of the Board:

1. Resolution authorizing and prescribing the terms of a community lease for extraction of gas (Education Code 17510-17511)

2. Waiver of the competitive bid process pursuant to Public Contract Code 20111 when the Board determines that an emergency exists and upon approval of the County Superintendent of Schools (Public Contract Code 20113)

(cf. 3311 - Bids)

Actions Requiring a Unanimous Vote of the Board Members Present at the Meeting:

1. Private sale of surplus property without advertisement in order to establish that such property is not worth more than \$2,500. Disposal of surplus property in the local dump or donation to a charitable organization requires the unanimous vote of the Board members present to establish that the value of such property would not defray the cost of its sale. (Education Code 17546)

(cf. 3270 - Sale and Disposal of Books, Equipment and Supplies)

Exhibit WESTSIDE UNION SCHOOL DISTRICT
version: November 1, 2016 Quartz Hill, California

Exhibit 2

9323.2

Actions By The Board

ACTIONS BY THE BOARD

To: (Name of district attorney or any interested person)

The Board of Trustees of (name of school district) has received your cease and desist letter dated (date) alleging that the following described past action taken by the Board violates the Ralph M. Brown Act: (Describe alleged past action as set forth in the cease and desist letter.)

In order to avoid unnecessary litigation and without admitting any violation of the Ralph M. Brown Act, the Board hereby unconditionally commits that it will cease, desist from, and not repeat the challenged past action described above. The Board may rescind this commitment only by a majority vote of its membership taken in open session at a regular meeting and noticed on its posted agenda as "Rescission of Brown Act Commitment." You will be provided with written notice, sent by any means or media you provide in response to this message, to whatever address(es) you specify, of any intention to consider rescinding this commitment at least 30 days before any such regular meeting. In the event that this commitment is rescinded, a notice will be delivered to you by the same means as this commitment, or by mail to an address that you have designated in writing, and you will have the right to commence legal action pursuant to Government Code 54960(a).

Sincerely,

(Name)

(Title of Board President or other designee)

Exhibit WESTSIDE UNION SCHOOL DISTRICT
version: August 21, 2007 Quartz Hill, California
reviewed, readopted: July 24, 2012
revised: November 1, 2016

Board Bylaw

Minutes And Recordings

Board Bylaws

BB 9324(a)

The secretary of the Board of Trustees shall keep minutes and record all official Board actions. (Education Code 35145, 35163)

(cf. 9323.2 - Actions by the Board)

Copies of the minutes of each regular or special meeting shall be distributed to all Board members with the agenda for the next regular meeting.

Any minutes or recordings kept for Board meetings held in closed session shall be kept separate from the minutes or recordings of regular and special meetings. Minutes or recordings of closed sessions are not public records. (Government Code 54957.2)

(cf. 1340 - Access to District Records)

(cf. 9321.1 - Closed Session Actions and Reports)

Official Board minutes and recordings shall be stored in a fire-proof location.

Recording of Votes

Motions or resolutions shall be recorded as having passed or failed. Individual votes shall be recorded unless the action was unanimous. All motions and Board resolutions shall be numbered consecutively from the beginning of each fiscal year.

Video or Audio Recording

A video or audio tape recording may be made at any Board meeting. The presiding officer shall announce that a recording is being made at the beginning of the meeting, and the recorder shall be placed in plain view of all persons present, insofar as possible.

Recordings made during regular or special Board meetings are public records. They shall be kept for at least 30 days and upon request shall be made available for inspection by members of the public on a district recorder without charge. (Government Code 54953.5)

Legal Reference:

EDUCATION CODE

35145 Public meetings

35163 Official actions, minutes and journals

35164 Vote requirements

PENAL CODE

632Â Â Unlawful to intentionally record a confidential communication without consent of all parties to the communication

GOVERNMENT CODE

54957.2 Closed sessions; clerk; minute book

54960 Violations and remedies

Bylaw WESTSIDE UNION SCHOOL DISTRICT

adopted: November 17, 1997 Quartz Hill, California

reviewed, readopted: July 24, 2012

Board Bylaw

Board Self-Evaluation

Board Bylaws

BB 9400

Effective and efficient Board of Trustees operations are an integral part of creating a successful educational program. In order to measure progress towards its stated goals and objectives, the Board will annually schedule a time and place at which all its members may participate in a formal self-evaluation.

The Board shall be evaluated as a whole and not as individuals. The evaluation will focus on the internal operations and performance of the Board. The Board members shall develop goals and objectives against which the Board will be evaluated. A self-evaluation instrument will be based on these goals and objectives and not on goals set for the district.

Each Board member will complete a self-evaluation instrument independently. The ensuing evaluation will be based on the resulting composite picture of Board strengths and weaknesses. The Board will discuss the tabulated results as a group.

The evaluation process should include the establishment of strategies for improving Board performance. Revised priorities and new goals will be set for the following year's evaluation.

The Board recognizes that adequate opportunities for Board member orientation and inservice are an essential component of conducting meaningful self-evaluation. The evaluation process shall include suggestions for continued Board member development.

(cf. 9240 - Board Development)

Bylaw WESTSIDE UNION SCHOOL DISTRICT

adopted: November 17, 1997 Quartz Hill, California

reviewed, readopted: July 24, 2012

BOARD AGENDA

April 18, 2017

TO: BOARD OF TRUSTEES

PREPARED BY: Regina L. Rossall, Superintendent

SUBJECT: Revised Board Bylaw 9230, Orientation – Second and Final Reading

BACKGROUND:

Per the Board's request they have revised Board Bylaw 9230, Orientation, to encourage candidates to attend all orientation sessions and board meetings.

PROGRAM/EDUCATIONAL IMPLICATION:

None

COST ANALYSIS/FUNDING SOURCE:

None

Board Bylaw

Orientation

Board Bylaws

BB 9230(a)

Board Candidate Orientation

The Board of Trustees desires to provide Board candidates with orientation that will enable them to understand the responsibilities of Board membership. The Superintendent or designee shall provide all candidates with general information about school programs, district operations, and Board responsibilities. Candidates are strongly encouraged to attend all orientation sessions offered by the District

(cf. 9200 - Members)

(cf. 9270 - Conflict of Interest)

The Board strongly encourages all candidates to attend public Board meetings during the period of their candidacy. Candidates have the same access as members of the public to district staff and information.

(cf. 1340 - Access to District Records)

(cf. 9011 - Disclosure of Confidential/Privileged Information)

New Board Member Orientation

The Board and the Superintendent or designee shall help each new member-elect to understand district operations and the Board's functions, policies and procedures as soon after election as possible. Incoming members shall be given a copy of the Brown Act and informed that they must conform to its requirements as if they had already assumed office. Incoming members shall also receive the district's policy manual and other materials related to the school system and Board member responsibilities.

Incoming members are encouraged to attend Board meetings and meet with the Superintendent or designee and Board president regarding their role and responsibilities. They also may, at district expense, attend workshops for newly elected members.

(cf. 9240 - Board Development)

Legal Reference:

EDUCATION CODE

33360 Department of Education and statewide association of school district boards; annual workshops

33362 Reimbursement of expenses; member of school district board

GOVERNMENT CODE

54950-54963 The Ralph M. Brown Act, especially

54952.1 Member of a legislative body

54952.7 Copies of Brown Act to Board members

Bylaw WESTSIDE UNION SCHOOL DISTRICT

adopted: November 17, 1997 Quartz Hill, California

reviewed, readopted: July 24, 2012

BOARD AGENDA

April 18, 2017

TO: BOARD OF TRUSTEES

PREPARED BY: Regina L. Rossall, Superintendent

SUBJECT: Resolution 17-74 and Proclamation for Volunteers

BACKGROUND:

The Westside Union School District Board of Trustees declares April 17-21, 2017, as National Public School Volunteer Week and extends its appreciation for the dedicated support, service and commitment to children for the many valued volunteers from each school. The attached list is the volunteers from each site.

PROGRAM/EDUCATIONAL IMPLICATION:

These volunteers have served the District in a variety of ways to support our programs; they have contributed in the education of our students. We thank them for giving their time, talent and heart to the children of Westside.

COST ANALYSIS/FUNDING SOURCE:

No cost associated with the resolution

SUPERINTENDENT'S RECOMMENDATION:

Approval

**Board of Trustees**

John Curiel
Steve DeMarzio
Linda Jones
Jennifer Navarro
Patricia K. Shaw

District Office

41914 N. 50th St. West
Quartz Hill, CA 93536
661-722-0716
www.westside.k12.ca.us

Regina L. Rossall

District Superintendent

Robert Hughes

Deputy Superintendent
Human Resources

Marguerite Johnson

Assistant Superintendent
Educational Services

Shawn Cabey

Assistant Superintendent
Administrative Services

School Sites**Anaverde Hills School**

Kristin Kruizinga, Principal

Cottonwood School

Laura Duran, Principal

Del Sur School

Jessica Kott, Principal

Esperanza School

Nicole Hernandez, Principal

Gregg Anderson Academy

Co-Principals:
Shelly Dearing
Tom Morreale

Hillview Middle School

Co-Principals:
Rodney Lots
Jennifer Slater-Sanchez

Joe Walker Middle School

Steve Wood, Principal

Leona Valley School

Cathy Bennett, Principal

Quartz Hill School

Andrea Paxton, Principal

Rancho Vista School

Cathy Bennett, Principal

Sundown School

Timothy Barker, Principal

Valley View School

Rebecca Davis, Principal

Westside Academy

Deborah Rutkowski-Hines
Principal/Teacher

Resolution 17-74**NATIONAL PUBLIC SCHOOL VOLUNTEER WEEK**

WHEREAS, "National Public School Volunteer Week" offers the opportunity to recognize and to thank public school volunteers who contribute unselfishly to the success of Westside Union School District students, teaching and support staff and the goals of public education; and

WHEREAS, Parental and community involvement is a significant factor in the quality of our schools and the success of our students; and

WHEREAS, We appreciate the dedicated volunteers who assist educators and give their time, encouragement and talent to students and support staff; and

WHEREAS, Volunteers reflect the highest values of our society and become role models for students by demonstrating an interest in education; and

WHEREAS, Volunteers are called upon to assist teachers and staff with the day-to-day activities involved in providing a balanced education for our students and are an important part of a team that strives to ensure that each and every one of our students succeeds; and

WHEREAS, It is fitting to support the goals of this observance, as when parents, schools and communities work together in preparing today's students for tomorrow's world; therefore be it

RESOLVED, That the Westside Union School District Board of Trustees recognize the week of April 17 - 21, 2017, as "National Public School Volunteer Week".

This resolution is adopted on the 18th day of April, 2017, in the community of Palmdale, California.

Steve DeMarzio, President

John Curiel, Vice President

Patricia K. Shaw, Clerk

Linda Jones, Member

Jennifer Navarro, Member

PROCLAMATION

The Westside Union School District Board of Trustees hereby proclaim

April 17-21, 2017

As

Westside Volunteer Week

In

*Palmdale and Lancaster
California*

We urge our fellow citizens to join the volunteer effort in our communities by volunteering and recognizing those who serve. Volunteering promotes fellowship and unity, as well as increases community awareness.

Please join with us during National Public School Volunteer Week to "Celebrate Volunteers-Spirit of America" and foster these positive initiatives.

April 18, 2017

Steve DeMarzio, Board President

BOARD AGENDA

April 18, 2017

TO: BOARD OF TRUSTEES

PREPARED BY: Regina L. Rossall, Superintendent

SUBJECT: Discussion Items:

- Board Governance

BOARD AGENDA

April 18, 2017

TO: BOARD OF TRUSTEES

PREPARED BY: Marguerite Johnson, Assistant Superintendent, Educational Services

SUBJECT: Title I Program Evaluation

BACKGROUND:

Federal law requires that the LEA annually evaluate the effectiveness of the activities funded by Title I in the LEA Plan and the SPSA of its Title I schools; use the evaluation to improve educational programs; and publicize and disseminate the results of the evaluation to parents, teachers, principals, schools, and the community so that these stakeholders can continually refine the program of instruction to help all children served to meet the challenging state academic standards.

During the recent Federal Program Monitoring review it was determined that we had not provided sufficient documentation that the annual Title I program evaluation had been conducted.


This Title I Program Evaluation assesses the impact on student performance, especially for students not meeting or at risk of not meeting state standards, of those actions and strategies supported both with Title I, Part A funds reserved by the district as well as those allocated to its Title I schools and included in the SPSAs.

COST ANALYSIS/FUNDING SOURCE:

There are no costs associated with resolving these findings. .

ASSISTANT SUPERINTENDENT EDUCATIONAL SERVICES RECOMMENDATION:

Approval



Title I Program Evaluation 2015-2016

Educational Services

April 10, 2017

The purpose of the Title I program is to provide supplemental resources and services to students who have been identified as educationally disadvantaged to reach high academic content standards, specifically in reading and math. Six of Westside's twelve schools receive Title I funding: Anaverde Hills, Cottonwood, Del Sur, Quartz Hill, Sundown, and Valley View. Funding is allocated by grade span and program participation is restricted to the elementary grades. Of the six schools that participate in the Title I program, four are elementary schools serving students in Kindergarten through 6th grade. Anaverde Hills and Del Sur serve students in Kindergarten through 8th grade but students in grades 7 and 8 at these two sites do not participate in the Title I program.

The Westside Union School District conducts an annual evaluation to monitor the effectiveness of the Title I Program and its impact on the instructional program and student academic achievement. Information gathered from the annual evaluation is used to determine areas of focus for the next school year.

This 2015-2016 Title I Program Evaluation will address five primary questions:

1. Has the Title I program produced positive growth and achievement?
2. What has worked well with the Title I program?
3. What has not worked well with the Title I program?
4. What needs to be changed?
5. How should the Title I program be refined?

To answer these questions, district and school site staff including Educational Services staff members, site administrators, and teachers conducted a comprehensive data analysis of student academic achievement and current instructional practices. A variety of qualitative and quantitative data were reviewed including:

- 2015-2016 CAASPP results
- data from classroom walk-throughs for Westside Writing, the newly adopted mathematics programs, and integration of classroom technology
- student progress report data from intervention programs: FastForward, Big Brainz, and ALEKS.

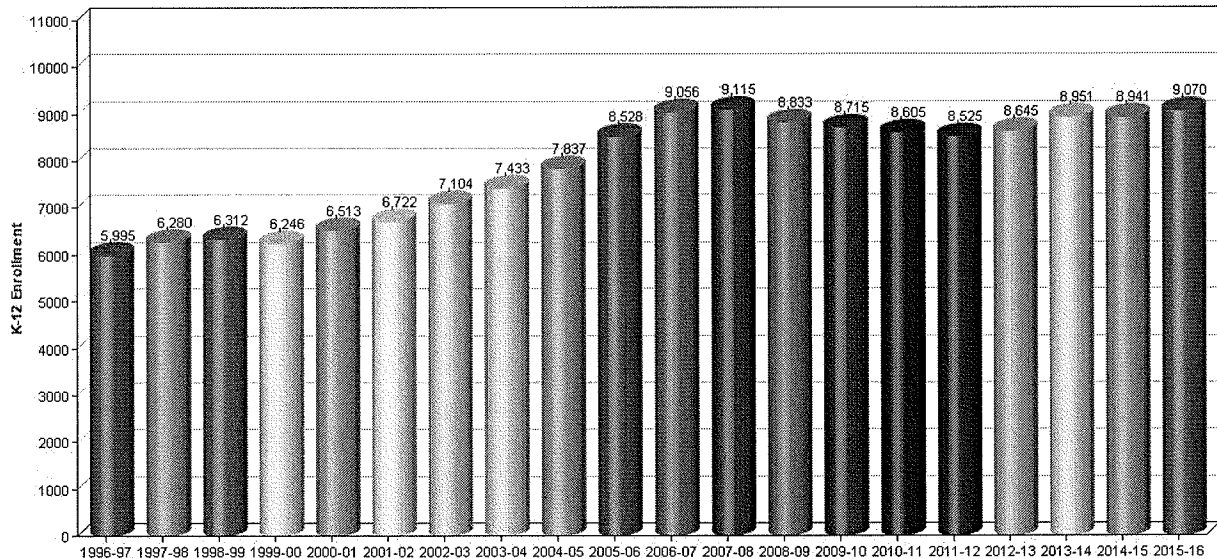
Westside's core instructional program was supported by four districtwide areas of instructional focus during 2015-2016:

- critical reading and writing in and across all content areas
- inquiry grounded in evidence from text and other sources
- rigor and real-world application in all content areas
- integration of technology by teachers and students through lesson presentations and students' work products.

Title I funding at the district and site level was used to provide additional supplemental support for academically at-risk students achieve in these areas of instructional focus.

District Demographics

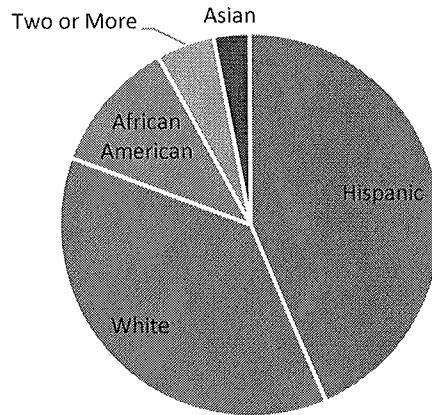
As shown in the graphs below the district has experienced slight increases in enrollment over the past five years, while the percentage of students eligible to participate in the Free and Reduced Price Meal Program has increased steadily over the past five years. 44.5% of Westside students were eligible to participate in the National School Lunch program.



Free and Reduced-Price Meals	2011-12	2012-13	2013-14	2014-15	2015-16
Total	37.2 %	39.7 %	40.9 %	41 %	44.5 %

During the 2015-2016 school year 42% of the district's 9070 students were Hispanic; 37% white; 11% African American; 5% two or more races; 3% Asian; and 2% Filipino.

District Enrollment by Ethnicity



Level	Code	Hispanic or Latino of Any Race	American Indian or Alaska Native, Not Hispanic	Asian, Not Hispanic	Pacific Islander, Not Hispanic	Filipino, Not Hispanic	African American, Not Hispanic	White, not Hispanic	Two or More Races, Not Hispanic	Not Reported	Total
Westside Union Elementary	1965102	3,852	23	267	15	142	1,001	3,273	432	65	9,070
Los Angeles Total	19	991,050	3,594	116,040	5,449	33,939	119,174	216,761	28,856	8,349	1,523,212
State Total	00	3,360,562	34,704	551,229	30,436	156,166	361,752	1,500,932	192,146	38,810	6,226,737

School Site Enrollment by Ethnicity

School	Code	Hispanic or Latino of Any Race	American Indian or Alaska Native, Not Hispanic	Asian, Not Hispanic	Pacific Islander, Not Hispanic	Filipino, Not Hispanic	African American, Not Hispanic	White, not Hispanic	Two or More Races, Not Hispanic	Not Reported	Total
Anaverde Hills	0110098	349	3	21	0	14	107	100	31	4	629
Cottonwood Elementary	6109664	287	1	6	1	10	52	87	23	3	470
Del Sur Senior Elementary	6023568	275	7	1	1	5	63	315	40	8	715
Esperanza Elementary	0101543	473	0	51	4	15	132	345	66	5	1,091
Gregg Anderson Academy	0125690	297	0	42	1	22	55	410	49	9	885
Hillview Middle	6110837	371	3	52	4	22	122	354	31	7	966
Joe Walker Middle	6071690	334	1	35	0	20	110	403	18	10	931
Leona Valley Elementary	6023576	20	2	0	0	1	0	74	4	1	102
District Non-Public Non-Sectarian Schools	0000001	0	0	0	0	0	1	2	0	0	3
Quartz Hill Elementary	6023584	369	1	7	0	6	71	296	48	2	800
Rancho Vista Elementary	6108245	279	3	26	2	6	67	262	36	3	684
Sundown Elementary	6111520	464	0	12	0	17	149	322	53	7	1,024
Valley View Elementary	6023592	334	2	14	2	4	72	303	33	6	770

Detailed district and site CAASPP data disaggregated by student group can be found in the 2015-2016 Annual CAASPP Report that is attached to this evaluation.

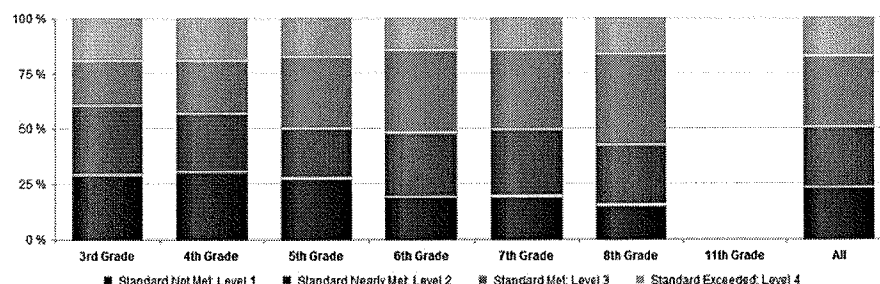
1. Has the Title I program produced positive growth and achievement?

47.34 % of Westside students who participated in 2015-2016 CAASPP met or exceeded the state English Language Arts (ELA) standards compared to 43.99 of students statewide. The percentage of students at each grade level who met or exceed state standards is shown below:

Grade 3	40.97
Grade 4	43.51
Grade 5	47.82
Grade 6	48.36
Grade 7	49.02
Grade 8	53.70

English Language Arts

Achievement Level Distribution



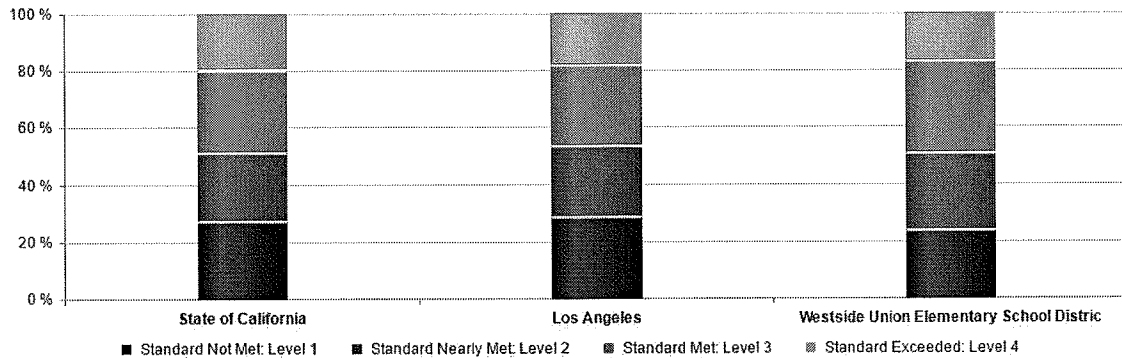
Overall Achievement

	3rd Grade	4th Grade	5th Grade	6th Grade	7th Grade	8th Grade	11th Grade	All
# of Students Enrolled	1,003	1,056	992	1,043	1,036	1,072	N/A	6,202
# of Students Tested	984	1,039	974	1,030	1,022	1,061	N/A	6,110
# of Students With Scores	983	1,038	971	1,029	1,020	1,057	N/A	6,098
Mean Scale Score	2412.1	2456.6	2495.9	2528.1	2551.7	2577.1	N/A	N/A
Standard Exceeded: Level 4	19 %	19 %	17 %	14 %	14 %	16 %	N/A	17 %
Standard Met: Level 3	20 %	23 %	32 %	38 %	36 %	42 %	N/A	32 %
Standard Nearly Met: Level 2	31 %	26 %	22 %	29 %	30 %	27 %	N/A	27 %
Standard Not Met: Level 1	30 %	31 %	28 %	20 %	20 %	16 %	N/A	24 %

ENGLISH LANGUAGE ARTS/LITERACY

2016 Achievement Level Distribution

All Grades



Students in all grades posted gains from the previous year with 8th grade posting the greatest gain of 9 percentage points.

ENGLISH LANGUAGE ARTS/LITERACY

Achievement Level Distribution Over Time

	3rd Grade (2015)	4th Grade (2016)
Mean Scale Score	2413.8	2456.6
Standard Exceeded: Level 4	18 %	19 %
Standard Met: Level 3	23 %	23 %
Standard Nearly Met: Level 2	30 %	26 %
Standard Not Met: Level 1	29 %	31 %

ENGLISH LANGUAGE ARTS/LITERACY

Achievement Level Distribution Over Time

	4th Grade (2015)	5th Grade (2016)
Mean Scale Score	2457.7	2495.9
Standard Exceeded: Level 4	18 %	17 %
Standard Met: Level 3	26 %	32 %
Standard Nearly Met: Level 2	26 %	22 %
Standard Not Met: Level 1	30 %	28 %

ENGLISH LANGUAGE ARTS/LITERACY

Achievement Level Distribution Over Time

	5th Grade (2015)	6th Grade (2016)
Mean Scale Score	2495.7	2527.4
Standard Exceeded: Level 4	15 %	14 %
Standard Met: Level 3	33 %	38 %
Standard Nearly Met: Level 2	25 %	29 %
Standard Not Met: Level 1	27 %	20 %

ENGLISH LANGUAGE ARTS/LITERACY

Achievement Level Distribution Over Time

	6th Grade (2015)	7th Grade (2016)
Mean Scale Score	2526.6	2551.2
Standard Exceeded: Level 4	15 %	14 %
Standard Met: Level 3	33 %	36 %
Standard Nearly Met: Level 2	32 %	29 %
Standard Not Met: Level 1	19 %	20 %

ENGLISH LANGUAGE ARTS/LITERACY

Achievement Level Distribution Over Time

	7th Grade (2015)	8th Grade (2016)
Mean Scale Score	2542.2	2577.1
Standard Exceeded: Level 4	10 %	16 %
Standard Met: Level 3	39 %	42 %
Standard Nearly Met: Level 2	28 %	27 %
Standard Not Met: Level 1	23 %	16 %

While all grades posted gains over the previous year discrepancies appear between grades and with significant discrepancies when compared to African American students. The data also demonstrates that students with disabilities are performing at the same rate as African American students, which is an additional concern. See graph below.

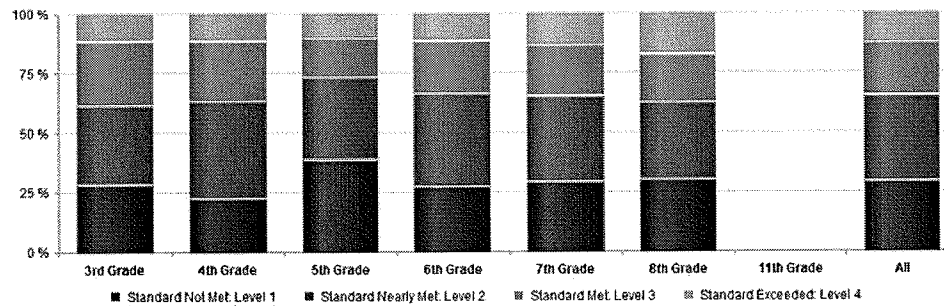
Achievement Disparities- English Language Arts Spring 2015

ELA Spring 2015	Black/AA	Asian	Filipino	Hispanic	White	Two +	Disability	SED	EL	RFEP	All
Number of students	702	189	105	2607	2165	260	675	2823	261	521	6098
% Exceeded/ Met	37	68	66	45	54	48	13	37	9	52	49
% Exceeded	8	35	31	14	20	20	2	9	1	16	17
%Met	29	34	35	31	34	28	11	28	8	36	32
%Nearly Met	25	24	20	30	27	23	21	29	25	35	27
% Not Met	37	7	13	26	19	28	67	34	66	14	24
% Nearly Not Met	62	31	23	56	46	51	88	63	91	29	51

Staff also analyzed the percentage of students who receive at least one failing semester grade during the 2015-2016 school year. 5.2% of all students received a failing grade in one or more classes during semester 1 for the 15-16 school year. 3.1 % of students not receiving free/reduced lunch received at least one failing grade compared to 7.9% of English Learners, 7% of foster youth; 9.7%, of students whose parents did not graduate from high school.

Mathematics

Achievement Level Distribution

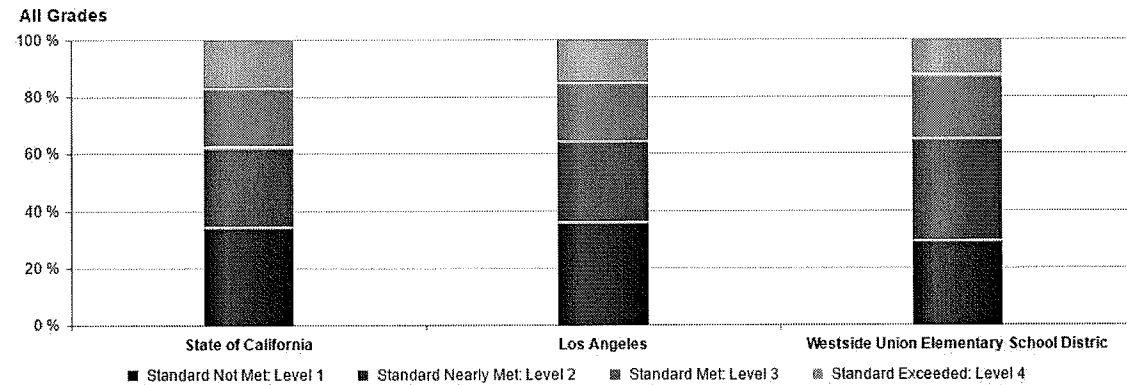


Overall Achievement

	3rd Grade	4th Grade	5th Grade	6th Grade	7th Grade	8th Grade	11th Grade	All
# of Students Enrolled	1,003	1,057	993	1,045	1,034	1,071	N/A	6,203
# of Students Tested	983	1,039	973	1,031	1,020	1,057	N/A	6,103
# of Students With Scores	982	1,037	971	1,031	1,018	1,054	N/A	6,093
Mean Scale Score	2417.5	2459.2	2475.0	2513.1	2525.9	2551.4	N/A	N/A
Standard Exceeded: Level 4	11 %	11 %	10 %	11 %	13 %	17 %	N/A	12 %
Standard Met: Level 3	27 %	25 %	16 %	22 %	21 %	20 %	N/A	22 %
Standard Nearly Met: Level 2	33 %	41 %	35 %	39 %	36 %	32 %	N/A	36 %
Standard Not Met: Level 1	29 %	23 %	40 %	28 %	30 %	31 %	N/A	30 %

MATHEMATICS

2016 Achievement Level Distribution



33.04 % of Westside students who participated in 2015-2016 CAASPP met or exceeded the state mathematics standards compared to 33.79% of students statewide. The percentage of students at each grade level who met or exceed state standards is shown below:

Grade 3	41.60
Grade 4	33.14
Grade 5	22.81
Grade 6	34.39
Grade 7	31.75
Grade 8	33.33

As shown in the charts that follow, grades 6 and 8 posted gains from the previous year; while grades 4, and 5 posted losses. 7th grade maintained its percentage. Grade 6 posted the greatest gain (9 pts). Grade 5 posted the greatest loss (7 pts). This data indicates the need for greater emphasis on mathematics instruction.

MATHEMATICS

Achievement Level Distribution Over Time

	3rd Grade (2015)	4th Grade (2016)
Mean Scale Score	2418.3	2459.2
Standard Exceeded: Level 4	9 %	11 %
Standard Met: Level 3	33 %	25 %
Standard Nearly Met: Level 2	31 %	41 %
Standard Not Met: Level 1	28 %	23 %

MATHEMATICS

Achievement Level Distribution Over Time

	4th Grade (2015)	5th Grade (2016)
Mean Scale Score	2457.7	2475.0
Standard Exceeded: Level 4	9 %	10 %
Standard Met: Level 3	24 %	16 %
Standard Nearly Met: Level 2	43 %	35 %
Standard Not Met: Level 1	24 %	40 %

MATHEMATICS

Achievement Level Distribution Over Time

	5th Grade (2015)	6th Grade (2016)
Mean Scale Score	2473.8	2512.3
Standard Exceeded: Level 4	8 %	11 %
Standard Met: Level 3	16 %	22 %
Standard Nearly Met: Level 2	37 %	39 %
Standard Not Met: Level 1	39 %	28 %

MATHEMATICS

Achievement Level Distribution Over Time

	6th Grade (2015)	7th Grade (2016)
Mean Scale Score	2518.8	2525.2
Standard Exceeded: Level 4	12 %	13 %
Standard Met: Level 3	22 %	21 %
Standard Nearly Met: Level 2	40 %	35 %
Standard Not Met: Level 1	26 %	31 %

MATHEMATICS

Achievement Level Distribution Over Time

	7th Grade (2015)	8th Grade (2016)
Mean Scale Score	2522.3	2551.4
Standard Exceeded: Level 4	10 %	17 %
Standard Met: Level 3	22 %	20 %
Standard Nearly Met: Level 2	36 %	32 %
Standard Not Met: Level 1	32 %	31 %

As with the ELA results, significant gaps in mathematics achievement exist at most grades between most groups with the greatest discrepancy between African American students and students with disabilities compared to other student groups.

Achievement Disparities - Math Spring 2015

Math Spring 2015	Black/AA	Asian	Filipino	Hispanic	White	Two +	Disability	SED	EL	RFEP	All
Number of students	700	189	105	2611	2160	259	675	2820	260	522	6093
% Exceeded/Met	17	68	50	29	42	38	8	23	10	33	34
% Exceeded	4	35	24	9	16	17	3	6	2	12	12
% Met	13	33	26	20	26	21	5	17	8	21	22
% Nearly Met	33	24	31	38	36	32	20	36	28	41	36
% Not Met	49	7	19	34	22	30	72	41	62	26	30
% Nearly/Not Met	82	31	50	72	58	62	92	77	90	67	66

CELDT – Title III Data

The first chart below shows the language proficiency levels of the English Learners assessed with the CELDT during the 2015-2016 school year.

Number and Percent of Students at Each Overall Performance Level

Performance Level	K	1	2	3	4	5	6	7	8	9	10	11	12	Total
Advanced	(0.0%)	5 (7.0%)	6 (7.0%)	6 (7.0%)	17 (19.0%)	16 (22.0%)	5 (8.0%)	10 (23.0%)	3 (9.0%)	(0.0%)	(0.0%)	(0.0%)	(0.0%)	68 (12.0%)
Early Advanced	3 (25.0%)	36 (49.0%)	28 (34.0%)	30 (34.0%)	27 (31.0%)	35 (48.0%)	32 (53.0%)	22 (51.0%)	18 (55.0%)	(0.0%)	(0.0%)	(0.0%)	(0.0%)	231 (42.0%)
Intermediate	5 (42.0%)	20 (27.0%)	26 (32.0%)	33 (37.0%)	31 (35.0%)	12 (16.0%)	19 (32.0%)	9 (21.0%)	8 (24.0%)	(0.0%)	(0.0%)	(0.0%)	(0.0%)	163 (29.0%)
Early Intermediate	1 (8.0%)	10 (14.0%)	11 (13.0%)	12 (13.0%)	5 (6.0%)	6 (8.0%)	1 (2.0%)	1 (2.0%)	2 (6.0%)	(0.0%)	(0.0%)	(0.0%)	(0.0%)	49 (9.0%)
Beginning	3 (25.0%)	3 (4.0%)	11 (13.0%)	8 (9.0%)	8 (9.0%)	4 (5.0%)	3 (5.0%)	1 (2.0%)	2 (6.0%)	(0.0%)	(0.0%)	(0.0%)	(0.0%)	43 (8.0%)
Number Tested	12 (100.0%)	74 (100.0%)	82 (100.0%)	89 (100.0%)	88 (100.0%)	73 (100.0%)	60 (100.0%)	43 (100.0%)	33 (100.0%)	(0.0%)	(0.0%)	(0.0%)	(0.0%)	554 (100.0%)

The total number of reclassified English Learners increased from 96 in 2014-2015 to 168 in 2015-2016. This represents a 25% increase from one school year to the next. 137 of 565 English Learners are considered to be Long Term English Learners.

During both the 2014-2015 and 2015- 2016 school years English Learners met the annual AMAO 1 (annual progress learning English) target as measured by CELDT. English Learners met the annual AMAO 2 target (attaining English proficiency) as measured by CELDT. The chart below provides more detailed information for 2014-2015.

The Title III Accountability Report indicates the status of each Title III-funded local educational agency (LEA) or consortium in meeting the three annual measurable achievement objectives (AMAOs).

AMAO 1 - Percentage of ELs Making Annual Progress in Learning English

Number of 2014-15 Annual CELDT Takers	557
Number with Required Prior CELDT Scores	555
Percentage with Required Prior CELDT Scores	99.6%
Number in Cohort Meeting Annual Growth Target	340
Percentage Meeting AMAO 1 in LEA	61.3%
2014-15 Target	60.5%

AMAO 2 - Percentage of ELs Attaining the English Proficient Level on the CELDT

Less than 5 Years Cohort

Number of 2014-15 English Learners in Cohort	427
Number in Cohort Attaining the English Proficient Level	133
Percentage in Cohort Attaining the English Proficient Level	31.1%
2014-15 Target	24.2%

5 Years or More Cohort

Number of 2014-15 English Learners in Cohort	196
Number in Cohort Attaining the English Proficient Level	104
Percentage in Cohort Attaining the English Proficient Level	53.1%
2014-15 Target	50.9%

AMAO 3 - Adequate Yearly Progress for EL Student Group at the LEA Level

Participation Rate for English Learner Student Group

English-Language Arts/Literacy	99%
Mathematics	98%

2. What has worked well with the Title I program?

A significant proportion of Title I funding was used to provide TESS professional learning and coaching support around highly effective explicit direct instruction at all six Title I sites. Teachers, site administrators, and TESS coaches report that teachers' ability to design effective, explicit direct instruction has improved. They are more able to deconstruct the new state standards in ELA and math and match them with appropriate instructional strategies and assessments. TESS coaches and site administrators also report that the quality of professional dialogue around designing targeted, explicit classroom instruction has also improved.

Another major use of Title I funding was the purchase of iPads (to be used by students in grades K- 2) and Chromebooks (to be used by students in grades 3 - 6) to provide greater student access to online intervention programs such as

FastForWord, Reading Assistant, Big Brainz, ALEKS, and Front Row math. Title I funding was also used to provide professional learning opportunities for teachers and administrators to learn more about leveraging instructional technology to close gaps in achievement. Because many of the devices were not deployed to classrooms until late second semester, the impact of increased access was not fully realized during the 2015-2016 school year.

All Title I sites used a portion of their Title I allocation to provide release time for 'data days' during which teacher teams analyzed student work and assessment data and then planned instruction to move students to the next level. Staff anticipate that this work along with the work with TESS will show benefits in the out years as teachers continue to become more familiar with the newly adopted mathematics curriculum. (New English Language Arts materials were adopted in May 2016 and will be available to students and teachers during the 2016-2017 school year.)

Parents of students eligible to receive Supplemental Educational Services in the form of afterschool tutoring report satisfaction with the additional support.

3. What has not worked well with the Title I program?

CAASPP data clearly indicates the need of greater focus on mathematics, particularly in grades 3, 4 and 5. Teachers and administrators will benefit from continued support in the effective use of the newly adopted mathematics materials. Additionally, the significant gaps between student groups indicate a need for continued support in differentiated instruction and culturally responsive teaching and learning.

While significant gains were made in outreach to and collaboration with parents of English Learners during the 2015-2016 school year, involvement of other Title I parents, including parents of foster youth at the site and district level was low. 87 families participated in the Latino Literacy Project during the 2015-2016 school year and 530 English Learner parent- teacher conferences were held. Attendance of Title I parents at school events and active involvement of Title I parents at the site and district level remains low.

4. What needs to be changed?

It is important that staff develop and implement systems to monitor the effectiveness and impact of programs and services and the monitoring be conducted regularly. It is especially important to develop metrics needed to determine the impact of paraprofessionals. Three of the six sites which receive Title I funding use a portion of their funding to employ part time paraprofessionals. While many teachers report that they provide much needed support for students, much work remains to be done in


developing metrics (qualitative as well as quantitative) to determine their actual impact on student achievement. This is also true of SES, afterschool tutoring. While parents report satisfaction with the additional support, there is no clear data to indicate that the program impacts student achievement positively.

5. How should the Title I program be refined?

Support for Title I students will be improved by:

- Continuing opportunities for deep and meaningful professional learning opportunities that builds capacity of district and site level staff , particularly in the areas of:
 - formative assessment, particularly short-cycle formative assessment that can provide information to inform instruction
 - highly effective first instruction
 - continued support for teacher, administrators, and paraprofessionals in the effective integration of technology into day-to-day instruction
 - Opportunities for staff to learn more about the characteristics of English Learners, particularly Long- term English Learners, foster youth, and students with disabilities.
- Consistent implementation of online intervention programs like FastForWord, ALEKS, Big Brainz, and Front Row math by utilizing data provided by each of the programs to pinpoint intervention.
- Integration of the cadre of teacher instructional leaders (once they are selected) into the system of support for academically at-risk students. This will be a new position for the district and will require a great deal of professional development and support for these teacher leaders.
- Exploration of before and/or after school extended learning opportunities which may include academic support and enrichment.
- Development and implementation of summer enrichment and intervention opportunities for academically at-risk and traditionally underserved student groups.
- Exploration best practices in the area of parent engagement
- Consistent monitoring of impact on student achievement of programs and services; including professional development and paraprofessionals.

California Assessment of Student Performance and Progress Annual Report 2015-2016

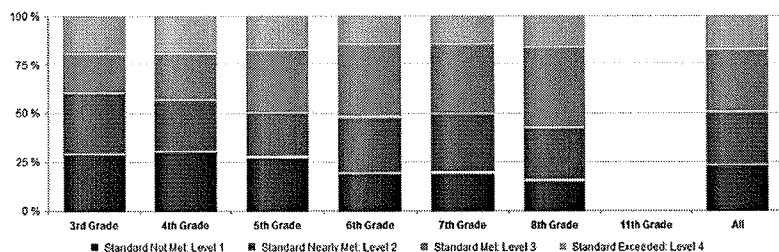


September 20, 2016

District Results

English Language Arts

Achievement Level Distribution



Overall Achievement

	3rd Grade	4th Grade	5th Grade	6th Grade	7th Grade	8th Grade	11th Grade	All
# of Students Enrolled	1,003	1,056	992	1,043	1,036	1,072	N/A	6,202
# of Students Tested	984	1,039	974	1,030	1,022	1,061	N/A	6,110
# of Students With Scores	983	1,038	971	1,029	1,020	1,057	N/A	6,096
Mean Scale Score	2412.1	2456.6	2495.9	2528.1	2551.7	2577.1	N/A	N/A
Standard Exceeded: Level 4	19 %	19 %	17 %	14 %	14 %	16 %	N/A	17 %
Standard Met: Level 3	20 %	23 %	32 %	36 %	35 %	42 %	N/A	32 %
Standard Nearly Met: Level 2	31 %	26 %	22 %	29 %	30 %	27 %	N/A	27 %
Standard Not Met: Level 1	30 %	31 %	28 %	20 %	20 %	16 %	N/A	24 %

3

English Language Arts Claims

READING: How well do students understand stories and information that they read?

Area Performance Level	3rd Grade	4th Grade	5th Grade	6th Grade	7th Grade	8th Grade	11th Grade	All
Above Standard	17 %	17 %	20 %	16 %	21 %	27 %	N/A	20 %
Near Standard	47 %	49 %	47 %	53 %	46 %	51 %	N/A	49 %
Below Standard	36 %	34 %	32 %	32 %	31 %	22 %	N/A	31 %

WRITING: How well do students communicate in writing?

Area Performance Level	3rd Grade	4th Grade	5th Grade	6th Grade	7th Grade	8th Grade	11th Grade	All
Above Standard	19 %	19 %	26 %	22 %	26 %	29 %	N/A	24 %
Near Standard	49 %	56 %	45 %	51 %	53 %	50 %	N/A	51 %
Below Standard	33 %	25 %	29 %	24 %	19 %	21 %	N/A	25 %

LISTENING: How well do students understand spoken information?

Area Performance Level	3rd Grade	4th Grade	5th Grade	6th Grade	7th Grade	8th Grade	11th Grade	All
Above Standard	16 %	15 %	13 %	14 %	15 %	16 %	N/A	15 %
Near Standard	66 %	69 %	56 %	74 %	68 %	70 %	N/A	69 %
Below Standard	18 %	16 %	21 %	12 %	16 %	13 %	N/A	16 %

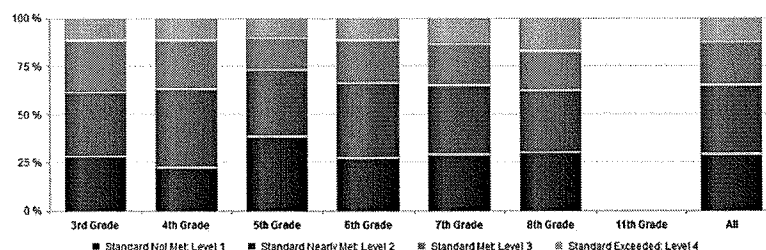
RESEARCH/INQUIRY: How well can students find and present information about a topic?

Area Performance Level	3rd Grade	4th Grade	5th Grade	6th Grade	7th Grade	8th Grade	11th Grade	All
Above Standard	21 %	19 %	30 %	31 %	27 %	29 %	N/A	26 %
Near Standard	52 %	56 %	54 %	55 %	56 %	56 %	N/A	55 %
Below Standard	27 %	25 %	16 %	14 %	18 %	15 %	N/A	19 %

4

Mathematics

Achievement Level Distribution



Overall Achievement

	3rd Grade	4th Grade	5th Grade	6th Grade	7th Grade	8th Grade	11th Grade	All
# of Students Enrolled	1,003	1,057	893	1,045	1,034	1,071	N/A	6,203
# of Students Tested	963	1,039	973	1,031	1,020	1,057	N/A	6,103
# of Students With Scores	962	1,037	971	1,031	1,018	1,054	N/A	6,093
Mean Scale Score	2417.5	2469.2	2475.0	2510.1	2525.9	2551.4	N/A	N/A
Standard Exceeded: Level 4	11 %	11 %	10 %	11 %	13 %	17 %	N/A	12 %
Standard Met: Level 3	27 %	25 %	16 %	22 %	21 %	20 %	N/A	22 %
Standard Nearly Met: Level 2	33 %	41 %	35 %	39 %	36 %	32 %	N/A	36 %
Standard Not Met: Level 1	29 %	23 %	40 %	28 %	30 %	31 %	N/A	30 %

5

Mathematics Claims

CONCEPTS & PROCEDURES: How well do students use mathematical rules and ideas?

Area Performance Level	3rd Grade	4th Grade	5th Grade	6th Grade	7th Grade	8th Grade	11th Grade	All
Above Standard	23 %	20 %	16 %	16 %	21 %	24 %	N/A	20 %
Near Standard	39 %	38 %	31 %	36 %	36 %	35 %	N/A	37 %
Below Standard	37 %	42 %	53 %	48 %	41 %	41 %	N/A	43 %

PROBLEM SOLVING AND MODELING & DATA ANALYSIS: How well can students show and apply their problem solving skills?

Area Performance Level	3rd Grade	4th Grade	5th Grade	6th Grade	7th Grade	8th Grade	11th Grade	All
Above Standard	20 %	16 %	10 %	13 %	17 %	19 %	N/A	16 %
Near Standard	49 %	50 %	42 %	52 %	49 %	55 %	N/A	49 %
Below Standard	32 %	35 %	48 %	35 %	34 %	26 %	N/A	35 %

COMMUNICATING REASONING: How well can students think logically and express their thoughts in order to solve a problem?

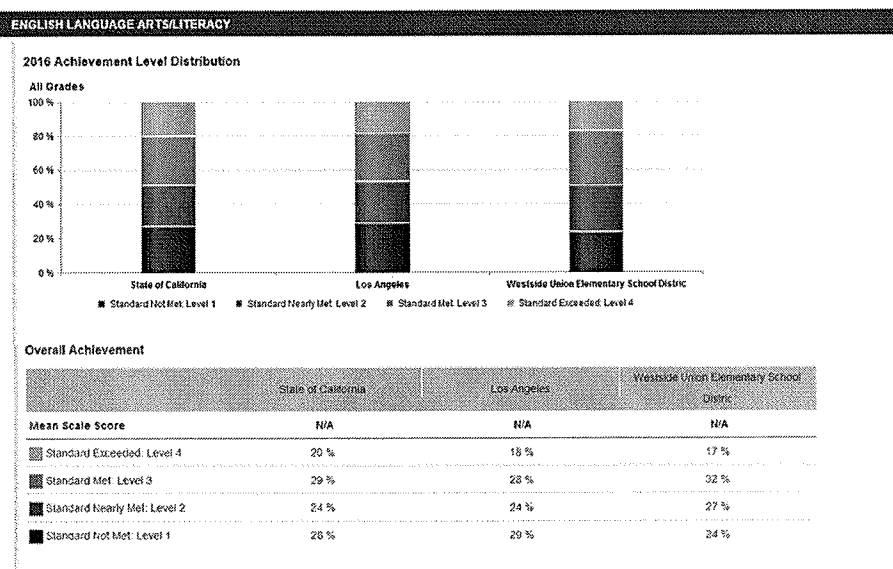
Area Performance Level	3rd Grade	4th Grade	5th Grade	6th Grade	7th Grade	8th Grade	11th Grade	All
Above Standard	18 %	16 %	9 %	13 %	17 %	18 %	N/A	15 %
Near Standard	50 %	51 %	62 %	62 %	56 %	61 %	N/A	57 %
Below Standard	24 %	33 %	39 %	26 %	27 %	22 %	N/A	28 %

6

District, State and County Comparisons

7

English Language Arts

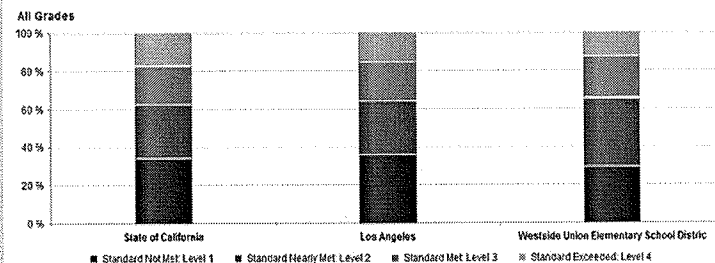


8

Mathematics

MATHEMATICS

2016 Achievement Level Distribution



Overall Achievement

	State of California	Los Angeles	Westside Union Elementary School District
Mean Scale Score	N/A	N/A	N/A
Standard Exceeded, Level 4	17 %	15 %	12 %
Standard Met, Level 3	20 %	20 %	22 %
Standard Nearly Met, Level 2	26 %	26 %	36 %
Standard Not Met, Level 1	35 %	37 %	30 %

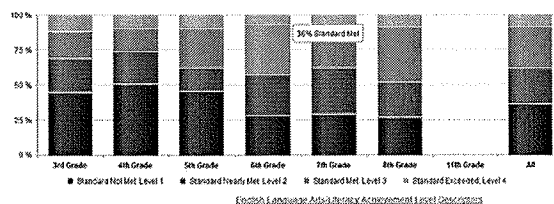
9

Data Disaggregated by Ethnicity

10

English Language Arts – African American

Achievement Level Distribution



Overall Achievement

	3rd Grade	4th Grade	5th Grade	6th Grade	7th Grade	8th Grade	10th Grade	All
# of Students Enrolled	106	105	102	131	131	144	N/A	719
# of Students Tested	106	103	100	128	128	139	N/A	703
# of Students With Scores	106	103	100	128	128	135	N/A	700
Mean Scale Score	2382.6	2412.3	2408.6	2505.8	2521.2	2644.2	N/A	N/A
Standard Exceeded Level 4	11 %	9 %	9 %	6 %	7 %	5 %	N/A	6 %
Standard Met Level 3	19 %	16 %	23 %	25 %	30 %	40 %	N/A	29 %
Standard Nearly Met Level 2	24 %	23 %	16 %	19 %	33 %	25 %	N/A	25 %
Standard Not Met Level 1	46 %	52 %	47 %	29 %	30 %	29 %	N/A	37 %

11

Achievement Levels

READING: How well do students understand stories and information that they read?

Achievement Level	3rd Grade	4th Grade	5th Grade	6th Grade	7th Grade	8th Grade	10th Grade	All
Above Standard	9 %	0 %	14 %	8 %	11 %	14 %	N/A	11 %
Near Standard	45 %	44 %	38 %	50 %	44 %	51 %	N/A	46 %
Below Standard	47 %	46 %	48 %	42 %	45 %	35 %	N/A	44 %

WRITING: How well do students communicate in writing?

Achievement Level	3rd Grade	4th Grade	5th Grade	6th Grade	7th Grade	8th Grade	10th Grade	All
Above Standard	10 %	5 %	13 %	15 %	20 %	17 %	N/A	14 %
Near Standard	45 %	49 %	36 %	50 %	51 %	56 %	N/A	50 %
Below Standard	45 %	44 %	49 %	20 %	30 %	26 %	N/A	36 %

LISTENING: How well do students understand spoken information?

Achievement Level	3rd Grade	4th Grade	5th Grade	6th Grade	7th Grade	8th Grade	10th Grade	All
Above Standard	8 %	7 %	0 %	9 %	9 %	12 %	N/A	9 %
Near Standard	67 %	66 %	67 %	73 %	69 %	69 %	N/A	69 %
Below Standard	26 %	27 %	27 %	17 %	23 %	20 %	N/A	23 %

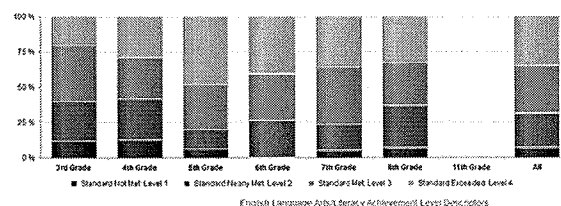
RESEARCH/INQUIRY: How well can students find and present information about a topic?

Achievement Level	3rd Grade	4th Grade	5th Grade	6th Grade	7th Grade	8th Grade	10th Grade	All
Above Standard	17 %	9 %	19 %	23 %	16 %	19 %	N/A	17 %
Near Standard	43 %	46 %	54 %	59 %	52 %	57 %	N/A	54 %
Below Standard	40 %	44 %	29 %	18 %	23 %	24 %	N/A	29 %

12

English Language Arts- Asian

Achievement Level Distribution



Overall Achievement

	3rd Grade	4th Grade	5th Grade	6th Grade	7th Grade	8th Grade	11th Grade	All
# of Students Enrolled	25	24	31	27	39	43	N/A	190
# of Students Tested	25	24	31	27	39	43	N/A	189
# of Students With Scores	25	24	31	27	39	43	N/A	189
Mean Scale Score	2442.8	2495.1	2570.3	2593.1	2617.3	2621.3	N/A	N/A
Standard Exceeded Level 4	20%	29%	48%	41%	35%	33%	N/A	35%
Standard Met Level 3	40%	29%	32%	33%	41%	30%	N/A	34%
Standard Nearly Met Level 2	28%	29%	13%	26%	18%	32%	N/A	24%
Standard Not Met Level 1	12%	13%	6%	0%	6%	2%	N/A	7%

13

Asian

READING: How well do students understand stories and information that they read?

Area Performance Level	3rd Grade	4th Grade	5th Grade	6th Grade	7th Grade	8th Grade	11th Grade	All
Above Standard	16%	25%	52%	33%	46%	55%	N/A	35%
Near Standard	64%	68%	42%	63%	44%	53%	N/A	57%
Below Standard	20%	17%	6%	4%	10%	12%	N/A	11%

WRITING: How well do students communicate in writing?

Area Performance Level	3rd Grade	4th Grade	5th Grade	6th Grade	7th Grade	8th Grade	11th Grade	All
Above Standard	24%	29%	55%	41%	56%	49%	N/A	45%
Near Standard	60%	64%	34%	44%	36%	37%	N/A	43%
Below Standard	16%	17%	10%	11%	8%	14%	N/A	12%

LISTENING: How well do students understand spoken information?

Area Performance Level	3rd Grade	4th Grade	5th Grade	6th Grade	7th Grade	8th Grade	11th Grade	All
Above Standard	29%	17%	39%	33%	28%	23%	N/A	27%
Near Standard	68%	79%	66%	69%	62%	72%	N/A	69%
Below Standard	12%	4%	6%	7%	10%	5%	N/A	7%

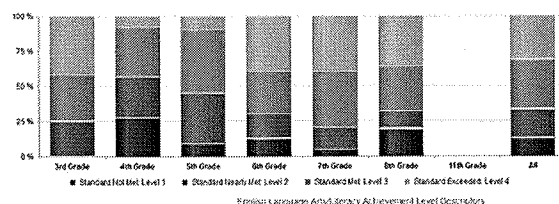
RESEARCH/INQUIRY: How well can students find and present information about a topic?

Area Performance Level	3rd Grade	4th Grade	5th Grade	6th Grade	7th Grade	8th Grade	11th Grade	All
Above Standard	24%	35%	65%	63%	56%	44%	N/A	49%
Near Standard	64%	60%	36%	37%	41%	47%	N/A	45%
Below Standard	12%	13%	0%	0%	3%	9%	N/A	6%

14

English Language Arts- Filipino

Achievement Level Distribution



Overall Achievement

	3rd Grade	4th Grade	5th Grade	6th Grade	7th Grade	8th Grade	11th Grade	All
# of Students Enrolled	12	10	11	23	20	25	N/A	106
# of Students Tested	12	14	11	23	20	25	N/A	105
# of Students With Scores	12	14	11	23	20	25	N/A	105
Mean Scale Score	2477.8	2463.3	2621.7	2573.0	2622.7	2606.6	N/A	N/A
Standard Exceeded Level 4	42 %	7 %	9 %	8 %	40 %	35 %	N/A	31 %
Standard Met Level 3	33 %	36 %	45 %	30 %	40 %	32 %	N/A	35 %
Standard Nearly Met Level 2	25 %	29 %	36 %	17 %	15 %	12 %	N/A	20 %
Standard Not Met Level 1	0 %	28 %	9 %	13 %	5 %	19 %	N/A	14 %

15

Filipino

READING: How well do students understand stories and information that they read?

Area Performance Level	3rd Grade	4th Grade	5th Grade	6th Grade	7th Grade	8th Grade	11th Grade	All
Above Standard	42 %	14 %	18 %	48 %	56 %	40 %	N/A	41 %
Near Standard	33 %	57 %	73 %	39 %	40 %	26 %	N/A	42 %
Below Standard	25 %	29 %	9 %	13 %	5 %	34 %	N/A	17 %

WRITING: How well do students communicate in writing?

Area Performance Level	3rd Grade	4th Grade	5th Grade	6th Grade	7th Grade	8th Grade	11th Grade	All
Above Standard	58 %	14 %	36 %	43 %	60 %	44 %	N/A	44 %
Near Standard	33 %	57 %	55 %	39 %	40 %	40 %	N/A	43 %
Below Standard	6 %	29 %	9 %	17 %	0 %	16 %	N/A	13 %

LISTENING: How well do students understand spoken information?

Area Performance Level	3rd Grade	4th Grade	5th Grade	6th Grade	7th Grade	8th Grade	11th Grade	All
Above Standard	17 %	14 %	0 %	22 %	25 %	23 %	N/A	19 %
Near Standard	63 %	70 %	73 %	73 %	70 %	69 %	N/A	73 %
Below Standard	0 %	7 %	27 %	4 %	5 %	8 %	N/A	8 %

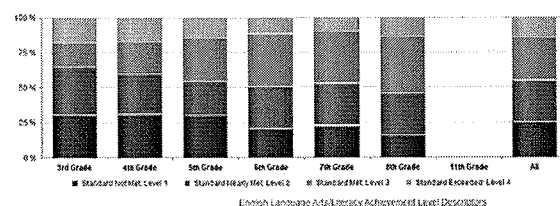
RESEARCH/INQUIRY: How well can students find and present information about a topic?

Area Performance Level	3rd Grade	4th Grade	5th Grade	6th Grade	7th Grade	8th Grade	11th Grade	All
Above Standard	42 %	7 %	36 %	57 %	56 %	44 %	N/A	42 %
Near Standard	42 %	71 %	45 %	39 %	45 %	40 %	N/A	46 %
Below Standard	17 %	21 %	16 %	4 %	5 %	16 %	N/A	12 %

16

English Language Arts- Hispanic

Achievement Level Distribution



Overall Achievement

	3rd Grade	4th Grade	5th Grade	6th Grade	7th Grade	8th Grade	9th Grade	11th Grade	All
# of Students Enrolled	243	471	424	470	416	414	414	N/A	2,633
# of Students Tested	432	453	419	467	414	411	N/A	N/A	2,607
# of Students With Scores	432	453	419	467	413	410	N/A	N/A	2,607
Mean Scale Score	2406.3	2453.2	2496.6	2521.7	2529.5	2509.0	N/A	N/A	
Standard Exceeded Level 4	17 %	17 %	14 %	11 %	9 %	13 %	N/A	16 %	
Standard Met Level 3	57 %	55 %	51 %	58 %	57 %	41 %	N/A	51 %	
Standard Nearly Met Level 2	34 %	29 %	24 %	29 %	30 %	30 %	N/A	30 %	
Standard Not Met Level 1	11 %	12 %	11 %	11 %	13 %	16 %	N/A	13 %	

17

Hispanic

READING: How well do students understand stories and information that they read?

Area Performance Level	3rd Grade	4th Grade	5th Grade	6th Grade	7th Grade	8th Grade	9th Grade	All
Above Standard	16 %	15 %	14 %	13 %	17 %	24 %	N/A	17 %
Near Standard	46 %	51 %	49 %	53 %	47 %	54 %	N/A	50 %
Below Standard	39 %	35 %	35 %	34 %	36 %	22 %	N/A	34 %

WRITING: How well do students communicate in writing?

Area Performance Level	3rd Grade	4th Grade	5th Grade	6th Grade	7th Grade	8th Grade	9th Grade	All
Above Standard	15 %	17 %	24 %	23 %	23 %	24 %	N/A	20 %
Near Standard	50 %	50 %	45 %	55 %	56 %	55 %	N/A	53 %
Below Standard	35 %	27 %	31 %	26 %	21 %	21 %	N/A	27 %

LISTENING: How well do students understand spoken information?

Area Performance Level	3rd Grade	4th Grade	5th Grade	6th Grade	7th Grade	8th Grade	9th Grade	All
Above Standard	14 %	13 %	12 %	11 %	13 %	15 %	N/A	13 %
Near Standard	65 %	70 %	63 %	75 %	69 %	70 %	N/A	69 %
Below Standard	21 %	17 %	25 %	14 %	18 %	16 %	N/A	18 %

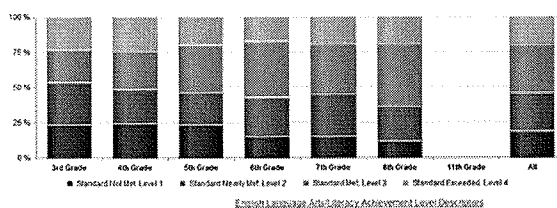
RESEARCH/INQUIRY: How well can students find and present information about a topic?

Area Performance Level	3rd Grade	4th Grade	5th Grade	6th Grade	7th Grade	8th Grade	9th Grade	All
Above Standard	19 %	16 %	25 %	27 %	23 %	26 %	N/A	23 %
Near Standard	61 %	57 %	58 %	57 %	57 %	56 %	N/A	56 %
Below Standard	20 %	23 %	16 %	16 %	19 %	16 %	N/A	21 %

18

English Language Arts- White

Achievement Level Distribution



Overall Achievement

	3rd Grade	4th Grade	5th Grade	6th Grade	7th Grade	8th Grade	11th Grade	All
# of Students Enrolled	359	343	382	336	355	410	N/A	2,208
# of Students Tested	353	359	344	330	375	408	N/A	2,134
# of Students With Scores	312	356	341	331	377	406	N/A	2,165
Mean Scale Score	2424.2	2470.9	2507.2	2509.2	2566.9	2589.2	N/A	N/A
Standard Exceeded Level 4	33%	24%	29%	17%	19%	19%	N/A	20%
Standard Met Level 3	23%	27%	34%	40%	38%	44%	N/A	34%
Standard Nearly Met Level 2	30%	24%	23%	28%	30%	24%	N/A	27%
Standard Not Met Level 1	14%	25%	14%	15%	13%	12%	N/A	19%

19

White

READING: How well do students understand stories and information that they read?

Area Performance Level	3rd Grade	4th Grade	5th Grade	6th Grade	7th Grade	8th Grade	11th Grade	All
Above Standard	19%	22%	22%	19%	25%	35%	N/A	24%
Near Standard	50%	47%	50%	54%	51%	50%	N/A	50%
Below Standard	31%	31%	28%	27%	23%	17%	N/A	26%

WRITING: How well do students communicate in writing?

Area Performance Level	3rd Grade	4th Grade	5th Grade	6th Grade	7th Grade	8th Grade	11th Grade	All
Above Standard	23%	23%	28%	24%	32%	35%	N/A	28%
Near Standard	49%	57%	46%	56%	53%	46%	N/A	51%
Below Standard	27%	20%	26%	20%	15%	19%	N/A	21%

LISTENING: How well do students understand spoken information?

Area Performance Level	3rd Grade	4th Grade	5th Grade	6th Grade	7th Grade	8th Grade	11th Grade	All
Above Standard	19%	20%	15%	16%	21%	18%	N/A	19%
Near Standard	66%	66%	70%	72%	67%	72%	N/A	69%
Below Standard	14%	11%	16%	10%	13%	11%	N/A	12%

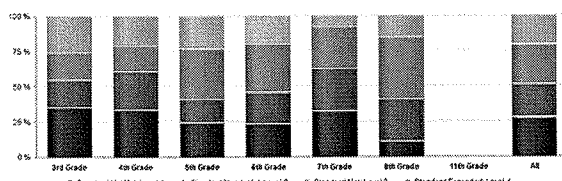
RESEARCH/INQUIRY: How well can students find and present information about a topic?

Area Performance Level	3rd Grade	4th Grade	5th Grade	6th Grade	7th Grade	8th Grade	11th Grade	All
Above Standard	22%	23%	26%	36%	30%	30%	N/A	29%
Near Standard	57%	59%	52%	54%	55%	57%	N/A	56%
Below Standard	21%	18%	11%	11%	15%	13%	N/A	15%

20

English Language Arts- Two or More Races

Achievement Level Distribution



English Language Arts/History Achievement Level Descriptors

Overall Achievement

	3rd Grade	4th Grade	5th Grade	6th Grade	7th Grade	8th Grade	11th Grade	All
# of Students Enrolled	50	64	56	41	27	27	N/A	265
# of Students Tested	47	62	56	41	27	27	N/A	260
# of Students With Scores	47	62	56	41	27	27	N/A	260
Mean Scale Score	2415.3	2466.1	2509.7	2528.6	2557.3	2587.6	N/A	N/A
Standard Exceeded Level 4	26%	21%	23%	26%	7%	15%	N/A	20%
Standard Met Level 3	19%	19%	30%	34%	30%	44%	N/A	28%
Standard Nearly Met Level 2	19%	27%	16%	22%	32%	30%	N/A	23%
Standard Not Met Level 1	35%	34%	25%	22%	33%	11%	N/A	28%

21

Two or more

READING: How well do students understand stories and information that they read?

Area Performance Level	3rd Grade	4th Grade	5th Grade	6th Grade	7th Grade	8th Grade	11th Grade	All
Above Standard	23%	16%	29%	20%	15%	10%	N/A	21%
Near Standard	34%	50%	43%	46%	37%	50%	N/A	45%
Below Standard	43%	34%	29%	34%	48%	22%	N/A	35%

WRITING: How well do students communicate in writing?

Area Performance Level	3rd Grade	4th Grade	5th Grade	6th Grade	7th Grade	8th Grade	11th Grade	All
Above Standard	23%	21%	30%	24%	27%	33%	N/A	28%
Near Standard	36%	56%	46%	51%	50%	52%	N/A	49%
Below Standard	38%	23%	23%	22%	23%	15%	N/A	25%

LISTENING: How well do students understand spoken information?

Area Performance Level	3rd Grade	4th Grade	5th Grade	6th Grade	7th Grade	8th Grade	11th Grade	All
Above Standard	19%	15%	13%	12%	11%	26%	N/A	15%
Near Standard	64%	66%	75%	80%	59%	67%	N/A	69%
Below Standard	17%	19%	13%	7%	30%	7%	N/A	15%

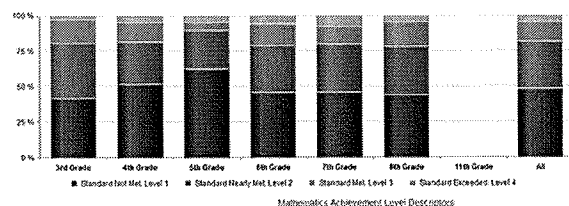
RESEARCH/INQUIRY: How well can students find and present information about a topic?

Area Performance Level	3rd Grade	4th Grade	5th Grade	6th Grade	7th Grade	8th Grade	11th Grade	All
Above Standard	28%	21%	38%	32%	26%	30%	N/A	29%
Near Standard	45%	56%	50%	61%	37%	56%	N/A	52%
Below Standard	28%	23%	13%	7%	37%	15%	N/A	20%

22

Math- African American

Achievement Level Distribution



Overall Achievement

	3rd Grade	4th Grade	5th Grade	6th Grade	7th Grade	8th Grade	11th Grade	All
# of Students Enrolled	306	303	362	391	421	434	N/A	219
# of Students Tested	306	303	360	428	426	438	N/A	202
# of Students With Scores	306	303	360	426	427	437	N/A	200
Mean Scale Score	2582.9	2614.0	2634.1	2476.0	2488.0	2501.5	N/A	N/A
Standard Exceeded Level 4	2 %	3 %	4 %	5 %	7 %	4 %	N/A	4 %
Standard Met Level 3	15 %	13 %	5 %	15 %	12 %	17 %	N/A	13 %
Standard Nearly Met Level 2	59 %	59 %	27 %	33 %	34 %	34 %	N/A	33 %
Standard Not Met Level 1	43 %	55 %	64 %	47 %	47 %	45 %	N/A	49 %

23

Achievement Levels- African American- Math

CONCEPTS & PROCEDURES: How well do students use mathematical rules and ideas?

Area Performance Level	3rd Grade	4th Grade	5th Grade	6th Grade	7th Grade	8th Grade	11th Grade	All
Above Standard	6 %	10 %	8 %	10 %	13 %	7 %	N/A	9 %
Near Standard	42 %	24 %	17 %	28 %	27 %	32 %	N/A	29 %
Below Standard	52 %	66 %	75 %	62 %	61 %	61 %	N/A	63 %

PROBLEM SOLVING AND MODELING & DATA ANALYSIS: How well can students show and apply their problem solving skills?

Area Performance Level	3rd Grade	4th Grade	5th Grade	6th Grade	7th Grade	8th Grade	11th Grade	All
Above Standard	6 %	6 %	4 %	5 %	7 %	7 %	N/A	6 %
Near Standard	50 %	56 %	31 %	47 %	43 %	53 %	N/A	44 %
Below Standard	44 %	56 %	65 %	48 %	50 %	41 %	N/A	50 %

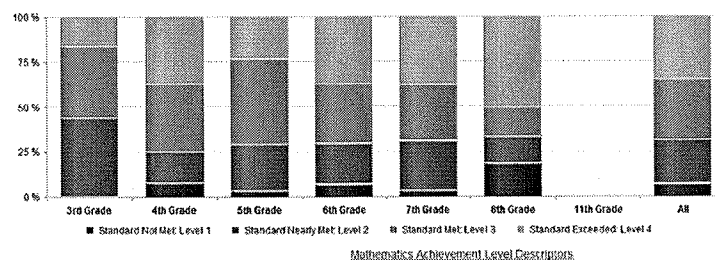
COMMUNICATING REASONING: How well can students think logically and express their thoughts in order to solve a problem?

Area Performance Level	3rd Grade	4th Grade	5th Grade	6th Grade	7th Grade	8th Grade	11th Grade	All
Above Standard	6 %	6 %	3 %	5 %	9 %	7 %	N/A	6 %
Near Standard	55 %	49 %	43 %	54 %	54 %	64 %	N/A	53 %
Below Standard	39 %	54 %	54 %	38 %	38 %	29 %	N/A	41 %

24

Math - Asian

Achievement Level Distribution



Overall Achievement

	3rd Grade	4th Grade	5th Grade	6th Grade	7th Grade	8th Grade	11th Grade	All
# of Students Enrolled	26	24	31	27	39	43	N/A	190
# of Students Tested	25	24	31	27	39	43	N/A	189
# of Students With Scores	25	24	31	27	39	43	N/A	189
Mean Scale Score	2461.0	2819.0	2646.8	2595.6	2614.4	2642.0	N/A	N/A
Standard Exceeded: Level 4	16%	38%	23%	37%	38%	51%	N/A	35%
Standard Met: Level 3	49%	38%	48%	33%	31%	16%	N/A	33%
Standard Nearly Met: Level 2	44%	17%	26%	22%	28%	14%	N/A	24%
Standard Not Met: Level 1	0%	8%	3%	7%	3%	19%	N/A	7%

25

Achievement Levels- Asian- Math

CONCEPTS & PROCEDURES: How well do students use mathematical rules and ideas?

Area Performance Level	3rd Grade	4th Grade	5th Grade	6th Grade	7th Grade	8th Grade	11th Grade	All
Above Standard	44%	56%	35%	44%	54%	51%	N/A	47%
Near Standard	44%	21%	58%	37%	39%	29%	N/A	39%
Below Standard	12%	17%	6%	19%	8%	19%	N/A	14%

PROBLEM SOLVING AND MODELING & DATA ANALYSIS: How well can students show and apply their problem solving skills?

Area Performance Level	3rd Grade	4th Grade	5th Grade	6th Grade	7th Grade	8th Grade	11th Grade	All
Above Standard	32%	56%	19%	41%	51%	51%	N/A	40%
Near Standard	48%	26%	68%	52%	33%	28%	N/A	45%
Below Standard	20%	13%	13%	7%	15%	21%	N/A	15%

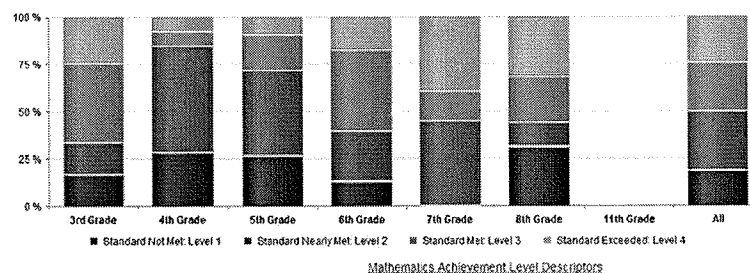
COMMUNICATING REASONING: How well can students think logically and express their thoughts in order to solve a problem?

Area Performance Level	3rd Grade	4th Grade	5th Grade	6th Grade	7th Grade	8th Grade	11th Grade	All
Above Standard	40%	33%	26%	37%	46%	56%	N/A	41%
Near Standard	56%	58%	66%	66%	49%	30%	N/A	51%
Below Standard	4%	8%	6%	4%	5%	14%	N/A	7%

26

Math- Filipino

Achievement Level Distribution



Overall Achievement

	3rd Grade	4th Grade	5th Grade	6th Grade	7th Grade	8th Grade	11th Grade	All
# of Students Enrolled	12	15	11	23	20	25	N/A	106
# of Students Tested	12	14	11	23	20	25	N/A	105
# of Students With Scores	12	14	11	23	20	25	N/A	105
Mean Scale Score	2489.5	2435.4	2493.0	2651.7	2594.9	2579.3	N/A	N/A
Standard Exceeded: Level 4	25 %	7 %	9 %	17 %	40 %	32 %	N/A	24 %
Standard Met: Level 3	42 %	7 %	18 %	43 %	15 %	24 %	N/A	26 %
Standard Nearly Met: Level 2	17 %	57 %	45 %	26 %	45 %	12 %	N/A	31 %
Standard Not Met: Level 1	17 %	29 %	27 %	13 %	0 %	32 %	N/A	19 %

27

Achievement Levels- Filipino-Math

CONCEPTS & PROCEDURES: How well do students use mathematical rules and ideas?

Area Performance Level	3rd Grade	4th Grade	5th Grade	6th Grade	7th Grade	8th Grade	11th Grade	All
Above Standard	42 %	7 %	27 %	35 %	30 %	40 %	N/A	31 %
Near Standard	33 %	36 %	45 %	43 %	55 %	24 %	N/A	39 %
Below Standard	25 %	57 %	27 %	22 %	15 %	36 %	N/A	30 %

PROBLEM SOLVING AND MODELING & DATA ANALYSIS: How well can students show and apply their problem solving skills?

Area Performance Level	3rd Grade	4th Grade	5th Grade	6th Grade	7th Grade	8th Grade	11th Grade	All
Above Standard	42 %	7 %	9 %	17 %	35 %	36 %	N/A	26 %
Near Standard	42 %	50 %	64 %	70 %	50 %	44 %	N/A	53 %
Below Standard	17 %	43 %	27 %	13 %	16 %	20 %	N/A	21 %

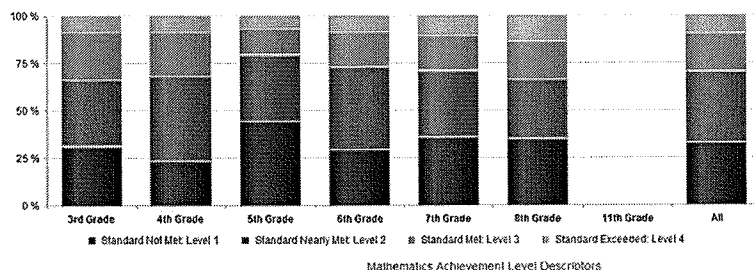
COMMUNICATING REASONING: How well can students think logically and express their thoughts in order to solve a problem?

Area Performance Level	3rd Grade	4th Grade	5th Grade	6th Grade	7th Grade	8th Grade	11th Grade	All
Above Standard	42 %	0 %	9 %	22 %	40 %	36 %	N/A	27 %
Near Standard	42 %	71 %	36 %	57 %	55 %	48 %	N/A	52 %
Below Standard	17 %	29 %	55 %	22 %	5 %	16 %	N/A	21 %

28

Math- Hispanic

Achievement Level Distribution



Overall Achievement

	3rd Grade	4th Grade	5th Grade	6th Grade	7th Grade	8th Grade	11th Grade	All
# of Students Enrolled	443	472	425	472	414	414	N/A	2,640
# of Students Tested	435	464	419	460	413	412	N/A	2,612
# of Students With Scores	435	464	419	460	413	411	N/A	2,611
Mean Scale Score	2409.0	2453.5	2463.7	2504.8	2511.0	2536.5	N/A	N/A
Standard Exceeded Level 4	6 %	8 %	6 %	8 %	10 %	13 %	N/A	9 %
Standard Met Level 3	25 %	23 %	13 %	16 %	16 %	20 %	N/A	20 %
Standard Nearly Met Level 2	35 %	45 %	35 %	44 %	35 %	31 %	N/A	38 %
Standard Not Met Level 1	32 %	24 %	45 %	30 %	37 %	36 %	N/A	34 %

29

Achievement Levels-Hispanic- Math

CONCEPTS & PROCEDURES: How well do students use mathematical rules and ideas?

Area Performance Level	3rd Grade	4th Grade	5th Grade	6th Grade	7th Grade	8th Grade	11th Grade	All
Above Standard	21 %	16 %	10 %	15 %	16 %	20 %	N/A	16 %
Near Standard	30 %	39 %	26 %	37 %	30 %	35 %	N/A	30 %
Below Standard	41 %	45 %	62 %	48 %	47 %	45 %	N/A	48 %

PROBLEM SOLVING AND MODELING & DATA ANALYSIS: How well can students show and apply their problem solving skills?

Area Performance Level	3rd Grade	4th Grade	5th Grade	6th Grade	7th Grade	8th Grade	11th Grade	All
Above Standard	17 %	13 %	8 %	10 %	11 %	15 %	N/A	12 %
Near Standard	49 %	49 %	36 %	51 %	48 %	55 %	N/A	48 %
Below Standard	34 %	38 %	54 %	39 %	41 %	30 %	N/A	39 %

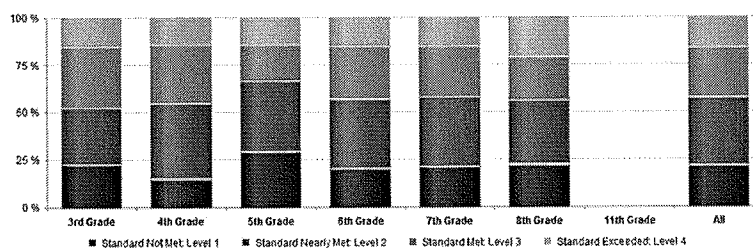
COMMUNICATING REASONING: How well can students think logically and express their thoughts in order to solve a problem?

Area Performance Level	3rd Grade	4th Grade	5th Grade	6th Grade	7th Grade	8th Grade	11th Grade	All
Above Standard	13 %	13 %	7 %	9 %	12 %	14 %	N/A	11 %
Near Standard	59 %	52 %	51 %	62 %	57 %	63 %	N/A	57 %
Below Standard	28 %	35 %	42 %	29 %	31 %	23 %	N/A	31 %

30

Math- White

Achievement Level Distribution



Overall Achievement

	3rd Grade	4th Grade	5th Grade	6th Grade	7th Grade	8th Grade	11th Grade	All
# of Students Enrolled	339	363	352	336	366	409	N/A	2,207
# of Students Tested	352	359	343	331	377	404	N/A	2,166
# of Students With Scores	351	350	341	331	376	403	N/A	2,160
Mean Scale Score	2432.8	2474.4	2492.7	2530.3	2543.3	2570.6	N/A	N/A
Standard Exceeded, Level 4	15 %	14 %	14 %	15 %	15 %	21 %	N/A	16 %
Standard Met, Level 3	32 %	31 %	19 %	28 %	27 %	23 %	N/A	36 %
Standard Nearly Met, Level 2	36 %	40 %	37 %	37 %	37 %	34 %	N/A	36 %
Standard Not Met, Level 1	23 %	16 %	30 %	21 %	22 %	23 %	N/A	22 %

31

Achievement Levels-Math-White

CONCEPTS & PROCEDURES: How well do students use mathematical rules and ideas?

Area Performance Level	3rd Grade	4th Grade	5th Grade	6th Grade	7th Grade	8th Grade	11th Grade	All
Above Standard	28 %	27 %	19 %	22 %	26 %	30 %	N/A	25 %
Near Standard	42 %	41 %	34 %	45 %	40 %	39 %	N/A	40 %
Below Standard	20 %	32 %	47 %	33 %	34 %	31 %	N/A	34 %

PROBLEM SOLVING AND MODELING & DATA ANALYSIS: How well can students show and apply their problem solving skills?

Area Performance Level	3rd Grade	4th Grade	5th Grade	6th Grade	7th Grade	8th Grade	11th Grade	All
Above Standard	25 %	20 %	13 %	16 %	21 %	23 %	N/A	20 %
Near Standard	49 %	55 %	49 %	54 %	54 %	56 %	N/A	53 %
Below Standard	26 %	26 %	38 %	28 %	25 %	19 %	N/A	26 %

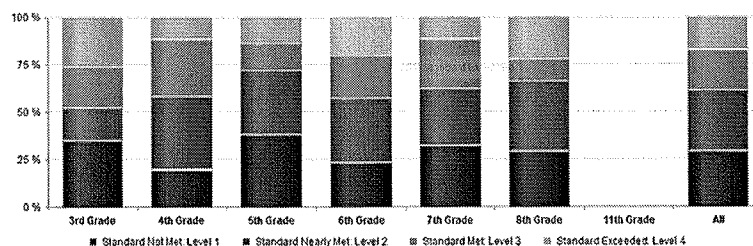
COMMUNICATING REASONING: How well can students think logically and express their thoughts in order to solve a problem?

Area Performance Level	3rd Grade	4th Grade	5th Grade	6th Grade	7th Grade	8th Grade	11th Grade	All
Above Standard	23 %	22 %	13 %	17 %	21 %	20 %	N/A	19 %
Near Standard	61 %	51 %	55 %	66 %	57 %	62 %	N/A	59 %
Below Standard	17 %	28 %	32 %	17 %	22 %	18 %	N/A	22 %

32

Math- Two or More Races

Achievement Level Distribution



Mathematics Achievement Level Descriptors

Overall Achievement

	3rd Grade	4th Grade	5th Grade	6th Grade	7th Grade	8th Grade	11th Grade	All
# of Students Enrolled	56	64	55	41	27	28	N/A	268
# of Students Tested	47	61	56	41	27	27	N/A	259
# of Students With Scores	47	61	56	41	27	27	N/A	259
Mean Scale Score	2426.8	2467.6	2480.8	2523.2	2526.4	2557.3	N/A	N/A
Standard Exceeded Level 4	26 %	11 %	13 %	20 %	11 %	22 %	N/A	17 %
Standard Met Level 3	21 %	30 %	14 %	22 %	26 %	11 %	N/A	21 %
Standard Nearly Met Level 2	17 %	39 %	34 %	34 %	30 %	37 %	N/A	32 %
Standard Not Met Level 1	36 %	20 %	39 %	24 %	33 %	30 %	N/A	30 %

33

Achievement Levels-Math- 2 or More Races

CONCEPTS & PROCEDURES: How well do students use mathematical rules and ideas?

Area Performance Level	3rd Grade	4th Grade	5th Grade	6th Grade	7th Grade	8th Grade	11th Grade	All
Above Standard	38 %	23 %	21 %	32 %	11 %	26 %	N/A	26 %
Near Standard	21 %	44 %	34 %	32 %	56 %	37 %	N/A	36 %
Below Standard	40 %	33 %	45 %	37 %	33 %	37 %	N/A	38 %

PROBLEM SOLVING AND MODELING & DATA ANALYSIS: How well can students show and apply their problem solving skills?

Area Performance Level	3rd Grade	4th Grade	5th Grade	6th Grade	7th Grade	8th Grade	11th Grade	All
Above Standard	28 %	18 %	7 %	15 %	11 %	22 %	N/A	17 %
Near Standard	32 %	52 %	41 %	56 %	52 %	62 %	N/A	47 %
Below Standard	40 %	30 %	52 %	29 %	37 %	26 %	N/A	37 %

COMMUNICATING REASONING: How well can students think logically and express their thoughts in order to solve a problem?

Area Performance Level	3rd Grade	4th Grade	5th Grade	6th Grade	7th Grade	8th Grade	11th Grade	All
Above Standard	30 %	16 %	11 %	22 %	11 %	26 %	N/A	19 %
Near Standard	43 %	57 %	46 %	51 %	63 %	44 %	N/A	51 %
Below Standard	26 %	26 %	43 %	27 %	26 %	30 %	N/A	31 %

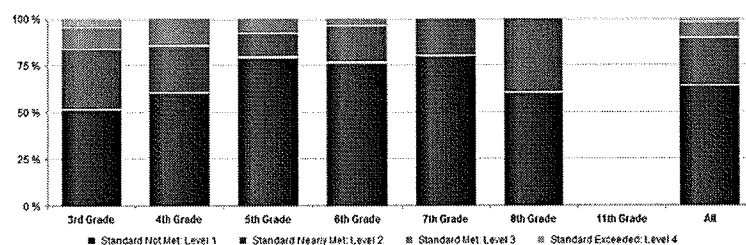
34

Disaggregated Data by Language Fluency

35

English Language Arts – English Learner

Achievement Level Distribution



English Language Arts Literacy Achievement Level Descriptors

Overall Achievement

	3rd Grade	4th Grade	5th Grade	6th Grade	7th Grade	8th Grade	11th Grade	All
# of Students Enrolled	75	67	46	32	27	23	N/A	270
# of Students Tested	74	65	42	31	26	23	N/A	261
# of Students With Scores	74	65	42	31	26	23	N/A	261
Mean Scale Score	2362.6	2386.5	2401.5	2423.0	2429.8	2458.3	N/A	N/A
Standard Exceeded: Level 4	4 %	0 %	0 %	0 %	0 %	0 %	N/A	1 %
Standard Met: Level 3	11 %	14 %	7 %	3 %	0 %	0 %	N/A	8 %
Standard Nearly Met: Level 2	32 %	25 %	12 %	19 %	19 %	39 %	N/A	25 %
Standard Not Met: Level 1	53 %	62 %	81 %	77 %	81 %	61 %	N/A	65 %

36

Achievement Levels- English Learner - ELA

READING: How well do students understand stories and information that they read?

Area Performance Level	3rd Grade	4th Grade	5th Grade	6th Grade	7th Grade	8th Grade	11th Grade	All
Above Standard	3 %	0 %	2 %	0 %	0 %	0 %	N/A	1 %
Near Standard	34 %	37 %	21 %	16 %	12 %	26 %	N/A	28 %
Below Standard	64 %	63 %	76 %	84 %	88 %	74 %	N/A	71 %

LISTENING: How well do students understand spoken information?

Area Performance Level	3rd Grade	4th Grade	5th Grade	6th Grade	7th Grade	8th Grade	11th Grade	All
Above Standard	4 %	2 %	0 %	0 %	0 %	0 %	N/A	2 %
Near Standard	66 %	69 %	62 %	68 %	42 %	67 %	N/A	61 %
Below Standard	31 %	29 %	48 %	32 %	58 %	43 %	N/A	37 %

WRITING: How well do students communicate in writing?

Area Performance Level	3rd Grade	4th Grade	5th Grade	6th Grade	7th Grade	8th Grade	11th Grade	All
Above Standard	0 %	2 %	0 %	0 %	4 %	0 %	N/A	1 %
Near Standard	59 %	49 %	24 %	23 %	32 %	43 %	N/A	40 %
Below Standard	41 %	49 %	76 %	77 %	64 %	57 %	N/A	59 %

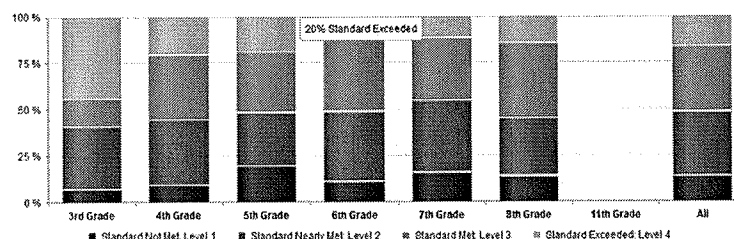
RESEARCH/INQUIRY: How well can students find and present information about a topic?

Area Performance Level	3rd Grade	4th Grade	5th Grade	6th Grade	7th Grade	8th Grade	11th Grade	All
Above Standard	9 %	2 %	0 %	0 %	4 %	4 %	N/A	4 %
Near Standard	45 %	49 %	50 %	42 %	35 %	35 %	N/A	44 %
Below Standard	46 %	49 %	50 %	58 %	62 %	61 %	N/A	52 %

37

English Language Arts- RFEP

Achievement Level Distribution



English Language Arts/ELA Achievement Level Descriptions

Overall Achievement

	3rd Grade	4th Grade	5th Grade	6th Grade	7th Grade	8th Grade	11th Grade	All
# of Students Enrolled	29	55	91	112	112	124	N/A	523
# of Students Tested	29	54	91	112	112	123	N/A	521
# of Students With Scores	29	54	91	112	112	123	N/A	521
Mean Scale Score	2458.3	2488.6	2507.3	2536.1	2550.3	2572.6	N/A	N/A
Standard Exceeded: Level 4	45 %	20 %	19 %	10 %	11 %	14 %	N/A	16 %
Standard Met: Level 3	14 %	35 %	33 %	41 %	34 %	41 %	N/A	35 %
Standard Nearly Met: Level 2	34 %	35 %	29 %	38 %	39 %	31 %	N/A	35 %
Standard Not Met: Level 1	7 %	9 %	20 %	11 %	10 %	14 %	N/A	14 %

38

Achievement Levels- RFEP- ELA

READING: How well do students understand stories and information that they read?

Area Performance Level	3rd Grade	4th Grade	5th Grade	6th Grade	7th Grade	8th Grade	11th Grade	All
Above Standard	28 %	19 %	22 %	11 %	16 %	20 %	N/A	18 %
Near Standard	55 %	67 %	53 %	63 %	67 %	62 %	N/A	60 %
Below Standard	17 %	16 %	25 %	26 %	27 %	19 %	N/A	23 %

LISTENING: How well do students understand spoken information?

Area Performance Level	3rd Grade	4th Grade	5th Grade	6th Grade	7th Grade	8th Grade	11th Grade	All
Above Standard	34 %	19 %	15 %	13 %	16 %	11 %	N/A	15 %
Near Standard	55 %	76 %	66 %	79 %	66 %	60 %	N/A	73 %
Below Standard	10 %	6 %	16 %	8 %	16 %	10 %	N/A	13 %

WRITING: How well do students communicate in writing?

Area Performance Level	3rd Grade	4th Grade	5th Grade	6th Grade	7th Grade	8th Grade	11th Grade	All
Above Standard	38 %	26 %	30 %	21 %	29 %	24 %	N/A	28 %
Near Standard	52 %	59 %	51 %	69 %	54 %	56 %	N/A	55 %
Below Standard	10 %	15 %	20 %	20 %	16 %	20 %	N/A	15 %

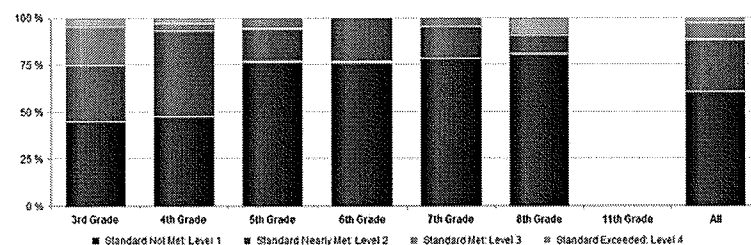
RESEARCH/INQUIRY: How well can students find and present information about a topic?

Area Performance Level	3rd Grade	4th Grade	5th Grade	6th Grade	7th Grade	8th Grade	11th Grade	All
Above Standard	41 %	29 %	25 %	35 %	19 %	26 %	N/A	27 %
Near Standard	45 %	67 %	64 %	53 %	67 %	59 %	N/A	60 %
Below Standard	14 %	13 %	11 %	12 %	14 %	13 %	N/A	13 %

39

Math- English Learner

Achievement Level Distribution



Mathematics Achievement Level Descriptors

Overall Achievement

	3rd Grade	4th Grade	5th Grade	6th Grade	7th Grade	8th Grade	11th Grade	All
# of Students Enrolled	75	67	47	32	25	23	N/A	269
# of Students Tested	74	65	42	31	25	23	N/A	260
# of Students With Scores	74	65	42	31	25	23	N/A	260
Mean Scale Score	2387.1	2402.4	2399.5	2407.5	2400.3	2449.8	N/A	N/A
Standard Exceeded Level 4	4 %	2 %	0 %	0 %	0 %	9 %	N/A	2 %
Standard Met Level 3	20 %	3 %	5 %	0 %	4 %	0 %	N/A	8 %
Standard Nearly Met Level 2	30 %	46 %	17 %	23 %	16 %	0 %	N/A	28 %
Standard Not Met Level 1	46 %	49 %	78 %	77 %	80 %	83 %	N/A	62 %

40

Achievement Levels- English Learner- Math

CONCEPTS & PROCEDURES: How well do students use mathematical rules and ideas?

Area Performance Level	3rd Grade	4th Grade	5th Grade	6th Grade	7th Grade	8th Grade	11th Grade	All
Above Standard	14 %	2 %	2 %	0 %	4 %	13 %	N/A	6 %
Near Standard	34 %	20 %	7 %	10 %	8 %	9 %	N/A	19 %
Below Standard	53 %	78 %	90 %	90 %	88 %	78 %	N/A	75 %

PROBLEM SOLVING AND MODELING & DATA ANALYSIS: How well can students show and apply their problem solving skills?

Area Performance Level	3rd Grade	4th Grade	5th Grade	6th Grade	7th Grade	8th Grade	11th Grade	All
Above Standard	5 %	3 %	0 %	0 %	0 %	9 %	N/A	3 %
Near Standard	50 %	26 %	17 %	16 %	16 %	22 %	N/A	29 %
Below Standard	45 %	71 %	83 %	84 %	84 %	70 %	N/A	68 %

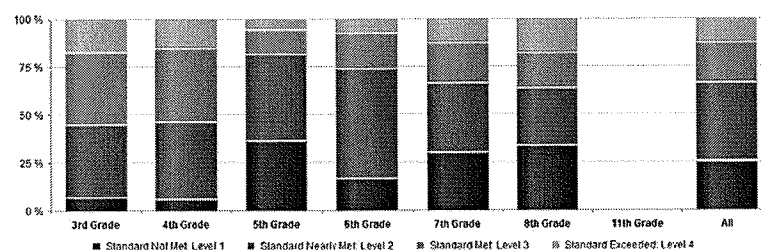
COMMUNICATING REASONING: How well can students think logically and express their thoughts in order to solve a problem?

Area Performance Level	3rd Grade	4th Grade	5th Grade	6th Grade	7th Grade	8th Grade	11th Grade	All
Above Standard	7 %	2 %	0 %	0 %	0 %	9 %	N/A	3 %
Near Standard	51 %	40 %	31 %	30 %	24 %	35 %	N/A	39 %
Below Standard	42 %	58 %	69 %	70 %	76 %	57 %	N/A	58 %

41

Math- RFEP

Achievement Level Distribution



Overall Achievement

	3rd Grade	4th Grade	5th Grade	6th Grade	7th Grade	8th Grade	11th Grade	All
# of Students Enrolled	29	55	91	112	112	124	N/A	523
# of Students Tested	29	54	91	112	112	124	N/A	522
# of Students With Scores	29	54	91	112	112	124	N/A	522
Mean Scale Score	2445.3	2489.2	2476.2	2523.5	2527.7	2549.7	N/A	N/A
Standard Exceeded Level 4	17 %	15 %	5 %	7 %	12 %	18 %	N/A	12 %
Standard Met Level 3	38 %	59 %	12 %	18 %	21 %	18 %	N/A	21 %
Standard Nearly Met Level 2	38 %	41 %	45 %	58 %	36 %	30 %	N/A	41 %
Standard Not Met Level 1	7 %	6 %	37 %	17 %	31 %	35 %	N/A	26 %

42

Achievement Levels- RFEP- Math

CONCEPTS & PROCEDURES: How well do students use mathematical rules and ideas?

Area Performance Level	3rd Grade	4th Grade	5th Grade	6th Grade	7th Grade	8th Grade	11th Grade	All
Above Standard	28 %	30 %	8 %	13 %	19 %	24 %	N/A	19 %
Near Standard	55 %	48 %	40 %	45 %	41 %	28 %	N/A	40 %
Below Standard	17 %	22 %	53 %	42 %	40 %	48 %	N/A	41 %

PROBLEM SOLVING AND MODELING & DATA ANALYSIS: How well can students show and apply their problem solving skills?

Area Performance Level	3rd Grade	4th Grade	5th Grade	6th Grade	7th Grade	8th Grade	11th Grade	All
Above Standard	38 %	22 %	7 %	13 %	12 %	16 %	N/A	15 %
Near Standard	48 %	65 %	43 %	62 %	52 %	57 %	N/A	55 %
Below Standard	14 %	13 %	51 %	25 %	37 %	27 %	N/A	30 %

COMMUNICATING REASONING: How well can students think logically and express their thoughts in order to solve a problem?

Area Performance Level	3rd Grade	4th Grade	5th Grade	6th Grade	7th Grade	8th Grade	11th Grade	All
Above Standard	24 %	22 %	7 %	7 %	17 %	18 %	N/A	14 %
Near Standard	66 %	61 %	59 %	70 %	59 %	64 %	N/A	63 %
Below Standard	10 %	17 %	34 %	23 %	24 %	19 %	N/A	23 %

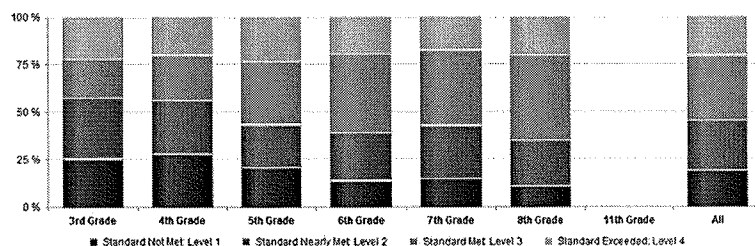
43

Data Disaggregated by Gender

44

English Language Arts- Female

Achievement Level Distribution



English Language Arts Literacy Achievement Level Descriptors

Overall Achievement

	3rd Grade	4th Grade	5th Grade	6th Grade	7th Grade	8th Grade	11th Grade	All
# of Students Enrolled	476	512	458	536	528	513	N/A	3,053
# of Students Tested	466	504	477	530	522	508	N/A	3,006
# of Students With Scores	466	504	477	529	522	505	N/A	3,002
Mean Scale Score	2419.9	2458.6	2612.2	2646.5	2565.1	2691.7	N/A	N/A
Standard Exceeded Level 4	22 %	20 %	23 %	19 %	17 %	20 %	N/A	20 %
Standard Met Level 3	20 %	24 %	33 %	42 %	40 %	45 %	N/A	34 %
Standard Nearly Met Level 2	32 %	28 %	22 %	25 %	28 %	24 %	N/A	26 %
Standard Not Met Level 1	26 %	29 %	21 %	14 %	15 %	11 %	N/A	19 %

45

Achievement Levels- Female- ELA

READING: How well do students understand stories and information that they read?

Area Performance Level	3rd Grade	4th Grade	5th Grade	6th Grade	7th Grade	8th Grade	11th Grade	All
Above Standard	18 %	18 %	24 %	19 %	22 %	28 %	N/A	22 %
Near Standard	48 %	50 %	50 %	50 %	52 %	58 %	N/A	52 %
Below Standard	34 %	33 %	26 %	25 %	26 %	17 %	N/A	27 %

WRITING: How well do students communicate in writing?

Area Performance Level	3rd Grade	4th Grade	5th Grade	6th Grade	7th Grade	8th Grade	11th Grade	All
Above Standard	20 %	19 %	35 %	28 %	35 %	36 %	N/A	29 %
Near Standard	50 %	56 %	42 %	54 %	52 %	49 %	N/A	51 %
Below Standard	30 %	22 %	23 %	17 %	13 %	15 %	N/A	20 %

LISTENING: How well do students understand spoken information?

Area Performance Level	3rd Grade	4th Grade	5th Grade	6th Grade	7th Grade	8th Grade	11th Grade	All
Above Standard	17 %	14 %	14 %	15 %	15 %	19 %	N/A	16 %
Near Standard	64 %	71 %	68 %	70 %	65 %	71 %	N/A	69 %
Below Standard	19 %	15 %	18 %	9 %	17 %	11 %	N/A	15 %

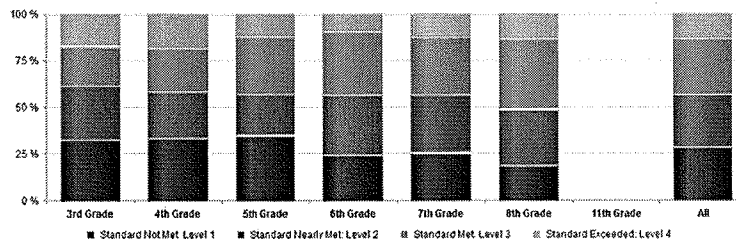
RESEARCH/INQUIRY: How well can students find and present information about a topic?

Area Performance Level	3rd Grade	4th Grade	5th Grade	6th Grade	7th Grade	8th Grade	11th Grade	All
Above Standard	23 %	10 %	36 %	40 %	31 %	32 %	N/A	30 %
Near Standard	54 %	57 %	51 %	50 %	50 %	55 %	N/A	54 %
Below Standard	23 %	24 %	14 %	10 %	13 %	12 %	N/A	16 %

46

English Language Arts- Male

Achievement Level Distribution



English Language Arts/Literacy Achievement Level Descriptors

Overall Achievement

	3rd Grade	4th Grade	5th Grade	6th Grade	7th Grade	8th Grade	11th Grade	All
# of Students Enrolled	527	544	504	507	508	559	N/A	3,149
# of Students Tested	519	535	497	500	500	553	N/A	3,104
# of Students With Scores	518	534	494	500	498	552	N/A	3,096
Mean Scale Score	2405.1	2453.8	2489.2	2508.8	2537.7	2563.7	N/A	N/A
Standard Exceeded Level 4	17 %	18 %	12 %	9 %	12 %	13 %	N/A	13 %
Standard Met Level 3	21 %	23 %	31 %	34 %	31 %	36 %	N/A	30 %
Standard Nearly Met Level 2	29 %	25 %	22 %	32 %	31 %	30 %	N/A	28 %
Standard Not Met Level 1	33 %	34 %	36 %	25 %	26 %	19 %	N/A	29 %

47

Achievement Levels- Male- ELA

READING: How well do students understand stories and information that they read?

Area Performance Level	3rd Grade	4th Grade	5th Grade	6th Grade	7th Grade	8th Grade	11th Grade	All
Above Standard	15 %	16 %	16 %	13 %	19 %	26 %	N/A	18 %
Near Standard	46 %	45 %	45 %	49 %	44 %	48 %	N/A	47 %
Below Standard	39 %	36 %	38 %	38 %	36 %	26 %	N/A	35 %

WRITING: How well do students communicate in writing?

Area Performance Level	3rd Grade	4th Grade	5th Grade	6th Grade	7th Grade	8th Grade	11th Grade	All
Above Standard	17 %	18 %	18 %	14 %	22 %	22 %	N/A	19 %
Near Standard	47 %	53 %	47 %	55 %	53 %	51 %	N/A	51 %
Below Standard	36 %	29 %	35 %	31 %	26 %	26 %	N/A	30 %

LISTENING: How well do students understand spoken information?

Area Performance Level	3rd Grade	4th Grade	5th Grade	6th Grade	7th Grade	8th Grade	11th Grade	All
Above Standard	15 %	17 %	12 %	12 %	14 %	16 %	N/A	14 %
Near Standard	67 %	67 %	65 %	71 %	71 %	70 %	N/A	68 %
Below Standard	18 %	16 %	24 %	16 %	16 %	15 %	N/A	17 %

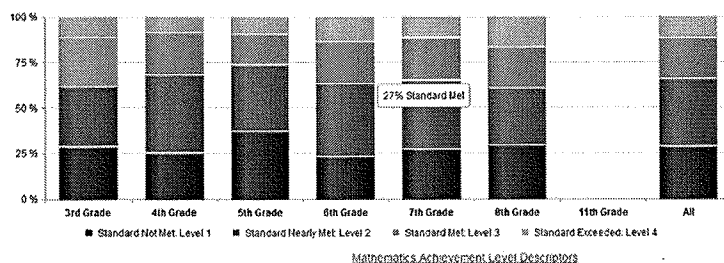
RESEARCH/INQUIRY: How well can students find and present information about a topic?

Area Performance Level	3rd Grade	4th Grade	5th Grade	6th Grade	7th Grade	8th Grade	11th Grade	All
Above Standard	19 %	20 %	25 %	22 %	22 %	23 %	N/A	22 %
Near Standard	51 %	55 %	57 %	61 %	55 %	57 %	N/A	56 %
Below Standard	31 %	26 %	17 %	18 %	22 %	19 %	N/A	22 %

48

Math - Female

Achievement Level Distribution



Overall Achievement

	3rd Grade	4th Grade	5th Grade	6th Grade	7th Grade	8th Grade	11th Grade	All
# of Students Enrolled	476	512	489	536	527	512	N/A	3,052
# of Students Tested	465	504	477	530	521	503	N/A	3,000
# of Students With Scores	464	504	477	530	521	501	N/A	2,997
Mean Scale Score	2416.9	2452.8	2477.6	2520.8	2525.8	2555.8	N/A	N/A
Standard Exceeded Level 4	11 %	8 %	9 %	13 %	11 %	16 %	N/A	11 %
Standard Met Level 3	27 %	23 %	16 %	23 %	23 %	22 %	N/A	22 %
Standard Nearly Met Level 2	33 %	43 %	26 %	40 %	38 %	31 %	N/A	37 %
Standard Not Met Level 1	20 %	26 %	38 %	24 %	28 %	30 %	N/A	29 %

49

Achievement Levels- Female- Math

CONCEPTS & PROCEDURES: How well do students use mathematical rules and ideas?

Area Performance Level	3rd Grade	4th Grade	5th Grade	6th Grade	7th Grade	8th Grade	11th Grade	All
Above Standard	21 %	17 %	13 %	21 %	19 %	24 %	N/A	19 %
Near Standard	40 %	35 %	32 %	38 %	38 %	36 %	N/A	37 %
Below Standard	39 %	48 %	55 %	41 %	42 %	40 %	N/A	44 %

PROBLEM SOLVING AND MODELING & DATA ANALYSIS: How well can students show and apply their problem solving skills?

Area Performance Level	3rd Grade	4th Grade	5th Grade	6th Grade	7th Grade	8th Grade	11th Grade	All
Above Standard	18 %	14 %	11 %	14 %	15 %	19 %	N/A	15 %
Near Standard	49 %	48 %	44 %	55 %	51 %	56 %	N/A	51 %
Below Standard	32 %	37 %	45 %	31 %	34 %	25 %	N/A	34 %

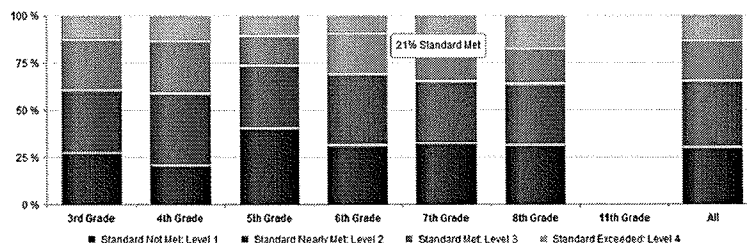
COMMUNICATING REASONING: How well can students think logically and express their thoughts in order to solve a problem?

Area Performance Level	3rd Grade	4th Grade	5th Grade	6th Grade	7th Grade	8th Grade	11th Grade	All
Above Standard	17 %	14 %	10 %	14 %	16 %	20 %	N/A	15 %
Near Standard	59 %	49 %	52 %	62 %	61 %	61 %	N/A	57 %
Below Standard	23 %	37 %	38 %	24 %	23 %	19 %	N/A	27 %

50

Math- Male

Achievement Level Distribution



Mathematics Achievement Level Descriptors

Overall Achievement

	3rd Grade	4th Grade	5th Grade	6th Grade	7th Grade	8th Grade	11th Grade	All
# of Students Enrolled	527	545	504	509	507	559	N/A	3,151
# of Students Tested	518	535	496	501	499	551	N/A	3,103
# of Students With Scores	518	533	494	501	497	553	N/A	3,096
Mean Scale Score	2418.1	2465.4	2472.7	2505.0	2526.3	2547.5	N/A	N/A
Standard Exceeded: Level 4	12 %	13 %	10 %	9 %	15 %	17 %	N/A	13 %
Standard Met: Level 3	27 %	27 %	15 %	21 %	19 %	18 %	N/A	21 %
Standard Nearly Met: Level 2	33 %	36 %	33 %	38 %	33 %	32 %	N/A	35 %
Standard Not Met: Level 1	28 %	21 %	41 %	32 %	33 %	32 %	N/A	31 %

51

Achievement Levels- Male- Math

CONCEPTS & PROCEDURES: How well do students use mathematical rules and ideas?

Area Performance Level	3rd Grade	4th Grade	5th Grade	6th Grade	7th Grade	8th Grade	11th Grade	All
Above Standard	25 %	23 %	16 %	16 %	23 %	23 %	N/A	21 %
Near Standard	39 %	41 %	30 %	39 %	37 %	35 %	N/A	37 %
Below Standard	36 %	36 %	54 %	45 %	40 %	41 %	N/A	42 %

PROBLEM SOLVING AND MODELING & DATA ANALYSIS: How well can students show and apply their problem solving skills?

Area Performance Level	3rd Grade	4th Grade	5th Grade	6th Grade	7th Grade	8th Grade	11th Grade	All
Above Standard	21 %	17 %	9 %	13 %	18 %	19 %	N/A	16 %
Near Standard	48 %	51 %	41 %	49 %	47 %	54 %	N/A	48 %
Below Standard	31 %	32 %	50 %	39 %	35 %	27 %	N/A	35 %

COMMUNICATING REASONING: How well can students think logically and express their thoughts in order to solve a problem?

Area Performance Level	3rd Grade	4th Grade	5th Grade	6th Grade	7th Grade	8th Grade	11th Grade	All
Above Standard	18 %	17 %	9 %	11 %	18 %	15 %	N/A	15 %
Near Standard	57 %	53 %	52 %	61 %	52 %	60 %	N/A	56 %
Below Standard	25 %	29 %	40 %	27 %	30 %	24 %	N/A	29 %

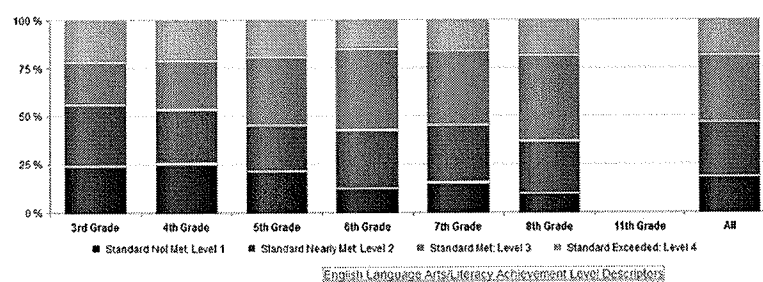
52

Data Disaggregated by Disability Status

53

English Language Arts- No Reported Disability

Achievement Level Distribution

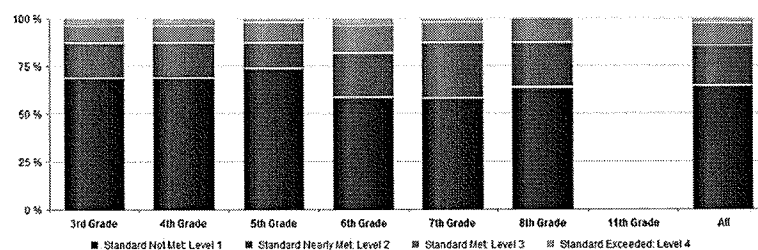


Overall Achievement

	3rd Grade	4th Grade	5th Grade	6th Grade	7th Grade	8th Grade	11th Grade	All
# of Students Enrolled	888	942	880	907	927	962	N/A	5,506
# of Students Tested	876	927	864	897	915	955	N/A	5,433
# of Students With Scores	874	927	862	896	913	951	N/A	5,423
Mean Scale Score	2421.8	2466.5	2508.6	2541.9	2582.2	2690.1	N/A	N/A
Standard Exceeded: Level 4	22 %	21 %	19 %	15 %	16 %	18 %	N/A	18 %
Standard Met: Level 3	22 %	25 %	35 %	42 %	39 %	45 %	N/A	35 %
Standard Nearly Met: Level 2	32 %	28 %	23 %	30 %	30 %	27 %	N/A	26 %
Standard Not Met: Level 1	25 %	26 %	22 %	13 %	16 %	10 %	N/A	19 %

English Language Arts- Reported Disability

Achievement Level Distribution



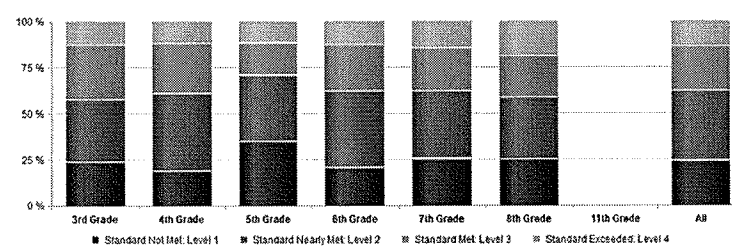
Overall Achievement

	3rd Grade	4th Grade	5th Grade	6th Grade	7th Grade	8th Grade	11th Grade	All
# of Students Enrolled	116	114	112	136	109	110	N/A	696
# of Students Tested	109	112	110	133	107	106	N/A	677
# of Students With Scores	109	111	109	133	107	106	N/A	675
Mean Scale Score	2334.5	2374.6	2395.9	2435.6	2461.9	2460.1	N/A	N/A
Standard Exceeded: Level 4	3 %	3 %	1 %	3 %	1 %	0 %	N/A	2 %
Standard Met: Level 3	8 %	8 %	10 %	14 %	10 %	12 %	N/A	11 %
Standard Nearly Met: Level 2	18 %	18 %	13 %	23 %	29 %	23 %	N/A	21 %
Standard Not Met: Level 1	71 %	71 %	76 %	61 %	60 %	65 %	N/A	67 %

55

Math- No Reported Disability

Achievement Level Distribution



Overall Achievement

	3rd Grade	4th Grade	5th Grade	6th Grade	7th Grade	8th Grade	11th Grade	All
# of Students Enrolled	888	942	881	908	928	961	N/A	6,506
# of Students Tested	874	927	863	897	913	950	N/A	6,424
# of Students With Scores	873	927	862	897	911	948	N/A	6,410
Mean Scale Score	2425.9	2487.1	2484.6	2528.3	2538.4	2586.1	N/A	N/A
Standard Exceeded: Level 4	12 %	11 %	11 %	12 %	14 %	19 %	N/A	13 %
Standard Met: Level 3	29 %	27 %	17 %	25 %	23 %	22 %	N/A	24 %
Standard Nearly Met: Level 2	34 %	42 %	35 %	42 %	37 %	34 %	N/A	39 %
Standard Not Met: Level 1	24 %	19 %	36 %	21 %	26 %	26 %	N/A	25 %

56

Achievement Levels- No Disability- Math

CONCEPTS & PROCEDURES: How well do students use mathematical rules and ideas?

Area Performance Level	3rd Grade	4th Grade	5th Grade	6th Grade	7th Grade	8th Grade	11th Grade	All
Above Standard	6 %	8 %	2 %	3 %	6 %	3 %	N/A	5 %
Near Standard	26 %	18 %	17 %	16 %	18 %	12 %	N/A	18 %
Below Standard	68 %	74 %	81 %	81 %	76 %	85 %	N/A	77 %

PROBLEM SOLVING AND MODELING & DATA ANALYSIS: How well can students show and apply their problem solving skills?

Area Performance Level	3rd Grade	4th Grade	5th Grade	6th Grade	7th Grade	8th Grade	11th Grade	All
Above Standard	3 %	10 %	1 %	1 %	5 %	4 %	N/A	4 %
Near Standard	34 %	25 %	23 %	28 %	27 %	34 %	N/A	29 %
Below Standard	63 %	65 %	76 %	71 %	68 %	62 %	N/A	68 %

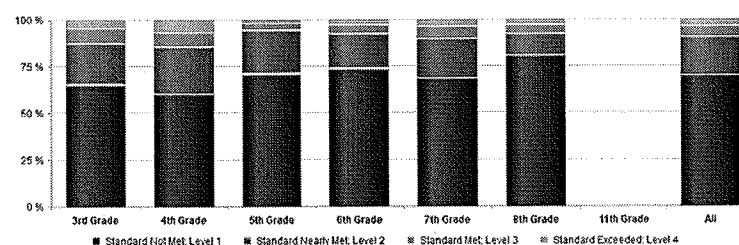
COMMUNICATING REASONING: How well can students think logically and express their thoughts in order to solve a problem?

Area Performance Level	3rd Grade	4th Grade	5th Grade	6th Grade	7th Grade	8th Grade	11th Grade	All
Above Standard	6 %	7 %	2 %	4 %	3 %	4 %	N/A	4 %
Near Standard	41 %	25 %	28 %	40 %	34 %	34 %	N/A	34 %
Below Standard	53 %	68 %	71 %	56 %	64 %	62 %	N/A	62 %

57

Math- Reported Disability

Achievement Level Distribution



Mathematics Achievement Level Descriptors

Overall Achievement

	3rd Grade	4th Grade	5th Grade	6th Grade	7th Grade	8th Grade	11th Grade	All
# of Students Enrolled	115	115	112	137	108	110	N/A	697
# of Students Tested	109	112	110	134	107	107	N/A	679
# of Students With Scores	109	110	109	134	107	106	N/A	675
Mean Scale Score	2350.5	2393.2	2398.6	2411.5	2419.4	2420.4	N/A	N/A
Standard Exceeded Level 4	4 %	6 %	1 %	2 %	3 %	2 %	N/A	3 %
Standard Met Level 3	7 %	7 %	3 %	4 %	6 %	4 %	N/A	5 %
Standard Nearly Met Level 2	22 %	25 %	23 %	18 %	21 %	11 %	N/A	20 %
Standard Not Met Level 1	67 %	61 %	73 %	75 %	71 %	83 %	N/A	72 %

58

Achievement Levels- Reported Disability-Math

CONCEPTS & PROCEDURES: How well do students use mathematical rules and ideas?

Area Performance Level	3rd Grade	4th Grade	5th Grade	6th Grade	7th Grade	8th Grade	11th Grade	All
Above Standard	6 %	8 %	2 %	3 %	6 %	3 %	N/A	5 %
Near Standard	28 %	18 %	17 %	16 %	18 %	12 %	N/A	18 %
Below Standard	68 %	74 %	81 %	81 %	76 %	85 %	N/A	77 %

PROBLEM SOLVING AND MODELING & DATA ANALYSIS: How well can students show and apply their problem solving skills?

Area Performance Level	3rd Grade	4th Grade	5th Grade	6th Grade	7th Grade	8th Grade	11th Grade	All
Above Standard	3 %	10 %	1 %	1 %	5 %	4 %	N/A	4 %
Near Standard	34 %	25 %	23 %	28 %	27 %	34 %	N/A	29 %
Below Standard	63 %	65 %	76 %	71 %	68 %	62 %	N/A	68 %

COMMUNICATING REASONING: How well can students think logically and express their thoughts in order to solve a problem?

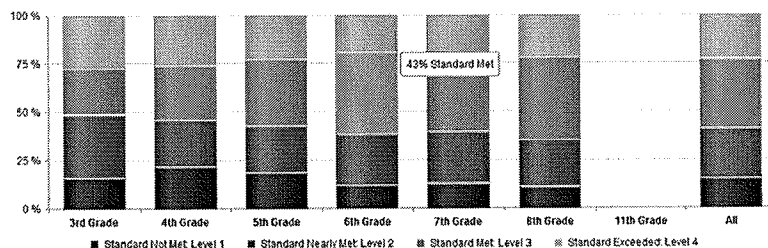
Area Performance Level	3rd Grade	4th Grade	5th Grade	6th Grade	7th Grade	8th Grade	11th Grade	All
Above Standard	6 %	7 %	2 %	4 %	3 %	4 %	N/A	4 %
Near Standard	41 %	25 %	28 %	40 %	34 %	34 %	N/A	34 %
Below Standard	53 %	68 %	71 %	56 %	64 %	62 %	N/A	62 %

59

Data disaggregated by economic status

English Language Arts-Not Economically Disadvantaged

Achievement Level Distribution



English Language Arts/Literacy Achievement Level Descriptors

Overall Achievement

	3rd Grade	4th Grade	5th Grade	6th Grade	7th Grade	8th Grade	11th Grade	All
# of Students Enrolled	601	558	543	666	558	601	N/A	3,327
# of Students Tested	493	550	532	560	547	599	N/A	3,281
# of Students With Scores	492	550	529	560	546	598	N/A	3,275
Mean Scale Score	2438.4	2477.8	2516.7	2549.0	2575.2	2596.3	N/A	N/A
Standard Exceeded Level 4	28 %	26 %	23 %	19 %	21 %	22 %	N/A	23 %
Standard Met Level 3	23 %	28 %	35 %	43 %	40 %	43 %	N/A	36 %
Standard Nearly Met Level 2	33 %	24 %	24 %	26 %	27 %	24 %	N/A	26 %
Standard Not Met Level 1	16 %	22 %	19 %	12 %	13 %	11 %	N/A	15 %

61

Achievement Levels- Not Economically Disadvantaged

READING: How well do students understand stories and information that they read?

Area Performance Level	3rd Grade	4th Grade	5th Grade	6th Grade	7th Grade	8th Grade	11th Grade	All
Above Standard	24 %	23 %	25 %	21 %	28 %	35 %	N/A	26 %
Near Standard	50 %	51 %	50 %	53 %	49 %	48 %	N/A	50 %
Below Standard	26 %	26 %	25 %	25 %	23 %	16 %	N/A	23 %

LISTENING: How well do students understand spoken information?

Area Performance Level	3rd Grade	4th Grade	5th Grade	6th Grade	7th Grade	8th Grade	11th Grade	All
Above Standard	21 %	22 %	17 %	17 %	21 %	19 %	N/A	19 %
Near Standard	69 %	68 %	67 %	74 %	69 %	72 %	N/A	70 %
Below Standard	10 %	11 %	16 %	8 %	10 %	9 %	N/A	11 %

WRITING: How well do students communicate in writing?

Area Performance Level	3rd Grade	4th Grade	5th Grade	6th Grade	7th Grade	8th Grade	11th Grade	All
Above Standard	27 %	25 %	32 %	29 %	37 %	36 %	N/A	31 %
Near Standard	53 %	56 %	47 %	56 %	50 %	48 %	N/A	52 %
Below Standard	20 %	17 %	21 %	16 %	13 %	16 %	N/A	17 %

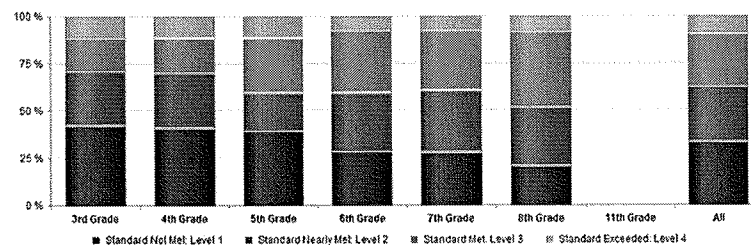
RESEARCH/INQUIRY: How well can students find and present information about a topic?

Area Performance Level	3rd Grade	4th Grade	5th Grade	6th Grade	7th Grade	8th Grade	11th Grade	All
Above Standard	29 %	27 %	38 %	37 %	35 %	36 %	N/A	34 %
Near Standard	53 %	56 %	52 %	55 %	59 %	52 %	N/A	54 %
Below Standard	18 %	17 %	11 %	8 %	10 %	12 %	N/A	13 %

62

English Language Arts- Economically Disadvantaged

Achievement Level Distribution



English Language Arts/Literacy Achievement Level Descriptors

Overall Achievement

	3rd Grade	4th Grade	5th Grade	6th Grade	7th Grade	8th Grade	11th Grade	All
# of Students Enrolled	502	498	449	477	478	471	N/A	2,875
# of Students Tested	491	489	442	470	476	462	N/A	2,829
# of Students With Scores	491	488	442	469	474	459	N/A	2,823
Mean Scale Score	2385.8	2432.9	2471.1	2503.3	2524.6	2551.8	N/A	N/A
Standard Exceeded Level 4	11 %	11 %	11 %	7 %	7 %	8 %	N/A	9 %
Standard Met Level 3	17 %	18 %	29 %	33 %	32 %	40 %	N/A	28 %
Standard Nearly Met Level 2	28 %	29 %	20 %	31 %	33 %	31 %	N/A	29 %
Standard Not Met Level 1	43 %	42 %	40 %	29 %	29 %	21 %	N/A	34 %

63

Achievement Levels- Economically Disadvantaged

READING: How well do students understand stories and information that they read?

Area Performance Level	3rd Grade	4th Grade	5th Grade	6th Grade	7th Grade	8th Grade	11th Grade	All
Above Standard	10 %	11 %	14 %	9 %	13 %	17 %	N/A	12 %
Near Standard	44 %	46 %	45 %	52 %	47 %	54 %	N/A	48 %
Below Standard	47 %	43 %	41 %	39 %	40 %	29 %	N/A	40 %

WRITING: How well do students communicate in writing?

Area Performance Level	3rd Grade	4th Grade	5th Grade	6th Grade	7th Grade	8th Grade	11th Grade	All
Above Standard	10 %	12 %	12 %	14 %	18 %	10 %	N/A	15 %
Near Standard	44 %	53 %	42 %	53 %	50 %	53 %	N/A	50 %
Below Standard	46 %	35 %	39 %	33 %	26 %	26 %	N/A	34 %

LISTENING: How well do students understand spoken information?

Area Performance Level	3rd Grade	4th Grade	5th Grade	6th Grade	7th Grade	8th Grade	11th Grade	All
Above Standard	11 %	8 %	9 %	10 %	11 %	12 %	N/A	10 %
Near Standard	63 %	70 %	66 %	73 %	67 %	68 %	N/A	68 %
Below Standard	27 %	21 %	25 %	17 %	23 %	19 %	N/A	22 %

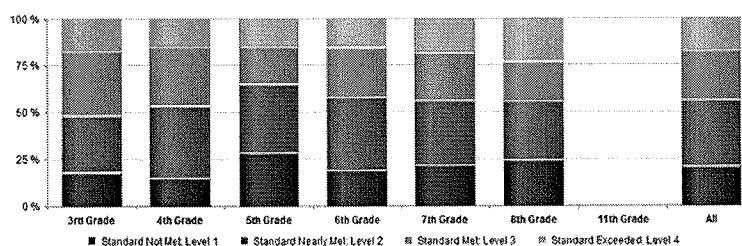
RESEARCH/INQUIRY: How well can students find and present information about a topic?

Area Performance Level	3rd Grade	4th Grade	5th Grade	6th Grade	7th Grade	8th Grade	11th Grade	All
Above Standard	13 %	11 %	21 %	24 %	17 %	19 %	N/A	18 %
Near Standard	52 %	56 %	57 %	55 %	57 %	61 %	N/A	56 %
Below Standard	35 %	33 %	21 %	21 %	26 %	20 %	N/A	26 %

64

Math- Not Economically Disadvantaged

Achievement Level Distribution



Overall Achievement

	3rd Grade	4th Grade	5th Grade	6th Grade	7th Grade	8th Grade	11th Grade	All
# of Students Enrolled	501	558	543	566	558	601	N/A	3,327
# of Students Tested	492	550	531	560	548	598	N/A	3,277
# of Students With Scores	492	549	529	560	546	597	N/A	3,273
Mean Scale Score	2439.7	2477.4	2496.9	2533.7	2551.7	2572.3	N/A	N/A
Standard Exceeded, Level 4	17 %	15 %	15 %	15 %	18 %	23 %	N/A	17 %
Standard Met, Level 3	34 %	31 %	19 %	25 %	25 %	21 %	N/A	25 %
Standard Nearly Met, Level 2	30 %	39 %	37 %	39 %	34 %	31 %	N/A	35 %
Standard Not Met, Level 1	18 %	15 %	29 %	19 %	22 %	25 %	N/A	21 %

65

Achievement Levels- Not Economically Disadvantaged

CONCEPTS & PROCEDURES: How well do students use mathematical rules and ideas?

Area Performance Level	3rd Grade	4th Grade	5th Grade	6th Grade	7th Grade	8th Grade	11th Grade	All
Above Standard	39 %	27 %	20 %	24 %	28 %	30 %	N/A	27 %
Near Standard	40 %	42 %	36 %	42 %	41 %	36 %	N/A	40 %
Below Standard	27 %	30 %	43 %	34 %	31 %	34 %	N/A	33 %

PROBLEM SOLVING AND MODELING & DATA ANALYSIS: How well can students show and apply their problem solving skills?

Area Performance Level	3rd Grade	4th Grade	5th Grade	6th Grade	7th Grade	8th Grade	11th Grade	All
Above Standard	27 %	22 %	14 %	19 %	26 %	25 %	N/A	22 %
Near Standard	51 %	54 %	49 %	54 %	49 %	53 %	N/A	52 %
Below Standard	22 %	25 %	38 %	26 %	25 %	22 %	N/A	26 %

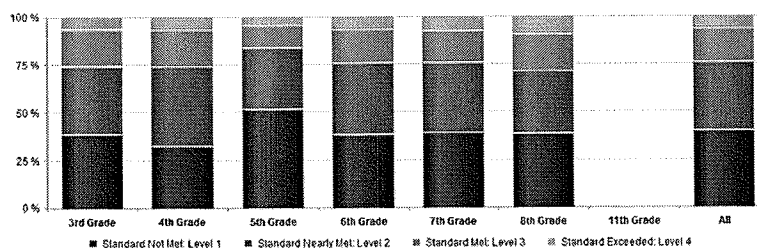
COMMUNICATING REASONING: How well can students think logically and express their thoughts in order to solve a problem?

Area Performance Level	3rd Grade	4th Grade	5th Grade	6th Grade	7th Grade	8th Grade	11th Grade	All
Above Standard	26 %	21 %	14 %	18 %	24 %	25 %	N/A	21 %
Near Standard	59 %	55 %	56 %	62 %	57 %	58 %	N/A	58 %
Below Standard	15 %	24 %	30 %	21 %	20 %	17 %	N/A	21 %

66

Math-Economically Disadvantaged

Achievement Level Distribution



Mathematics Achievement Level Descriptors

Overall Achievement

	3rd Grade	4th Grade	5th Grade	6th Grade	7th Grade	8th Grade	11th Grade	All
# of Students Enrolled	502	490	450	479	476	470	N/A	2,876
# of Students Tested	491	489	442	471	474	459	N/A	2,826
# of Students With Scores	490	488	442	471	472	457	N/A	2,820
Mean Scale Score	2395.2	2438.8	2448.8	2488.7	2495.2	2524.1	N/A	N/A
Standard Exceeded: Level 4	6 %	6 %	4 %	6 %	7 %	9 %	N/A	6 %
Standard Met: Level 3	19 %	19 %	11 %	17 %	16 %	19 %	N/A	17 %
Standard Nearly Met: Level 2	36 %	42 %	32 %	38 %	37 %	33 %	N/A	36 %
Standard Not Met: Level 1	40 %	33 %	53 %	39 %	40 %	40 %	N/A	41 %

67

Achievement Levels- Economically Disadvantaged

CONCEPTS & PROCEDURES: How well do students use mathematical rules and ideas?

Area Performance Level	3rd Grade	4th Grade	5th Grade	6th Grade	7th Grade	8th Grade	11th Grade	All
Above Standard	14 %	13 %	6 %	12 %	12 %	16 %	N/A	12 %
Near Standard	38 %	33 %	24 %	34 %	35 %	35 %	N/A	33 %
Below Standard	48 %	54 %	68 %	54 %	53 %	50 %	N/A	54 %

PROBLEM SOLVING AND MODELING & DATA ANALYSIS: How well can students show and apply their problem solving skills?

Area Performance Level	3rd Grade	4th Grade	5th Grade	6th Grade	7th Grade	8th Grade	11th Grade	All
Above Standard	12 %	9 %	5 %	6 %	7 %	11 %	N/A	9 %
Near Standard	46 %	45 %	35 %	49 %	49 %	57 %	N/A	47 %
Below Standard	42 %	46 %	60 %	45 %	44 %	32 %	N/A	45 %

COMMUNICATING REASONING: How well can students think logically and express their thoughts in order to solve a problem?

Area Performance Level	3rd Grade	4th Grade	5th Grade	6th Grade	7th Grade	8th Grade	11th Grade	All
Above Standard	10 %	10 %	4 %	7 %	9 %	9 %	N/A	8 %
Near Standard	57 %	46 %	47 %	62 %	56 %	64 %	N/A	55 %
Below Standard	33 %	43 %	49 %	31 %	35 %	20 %	N/A	36 %

68

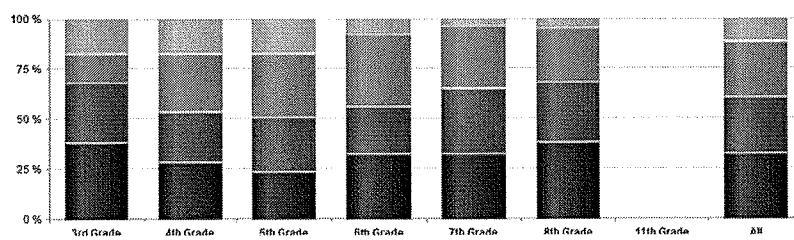
Site Data

69

Anaverde- English Language Arts

ENGLISH LANGUAGE ARTS/LITERACY

Achievement Level Distribution



Overall Achievement

	3rd Grade	4th Grade	5th Grade	6th Grade	7th Grade	8th Grade	11th Grade	All
# of Students Enrolled	84	65	60	82	64	71	N/A	427
# of Students Tested	83	65	60	81	64	70	N/A	422
# of Students With Scores	83	65	59	81	64	70	N/A	422
Mean Scale Score	2394.6	2457.5	2500.9	2510.5	2510.9	2517.8	N/A	N/A
Standard Exceeded, Level 4	17 %	17 %	17 %	7 %	3 %	4 %	N/A	11 %
Standard Met, Level 3	14 %	29 %	32 %	36 %	31 %	27 %	N/A	20 %
Standard Nearly Met, Level 2	30 %	26 %	27 %	23 %	33 %	30 %	N/A	28 %
Standard Not Met, Level 1	39 %	29 %	24 %	33 %	33 %	39 %	N/A	33 %

70

Achievement Levels – Anaverde Hills - ELA

READING: How well do students understand stories and information that they read?

Area Performance Level	3rd Grade	4th Grade	5th Grade	6th Grade	7th Grade	8th Grade	11th Grade	All
Above Standard	16 %	11 %	24 %	14 %	11 %	13 %	N/A	14 %
Near Standard	35 %	36 %	49 %	47 %	48 %	48 %	N/A	47 %
Below Standard	49 %	51 %	27 %	40 %	41 %	41 %	N/A	39 %

LISTENING: How well do students understand spoken information?

Area Performance Level	3rd Grade	4th Grade	5th Grade	6th Grade	7th Grade	8th Grade	11th Grade	All
Above Standard	14 %	11 %	17 %	15 %	5 %	6 %	N/A	11 %
Near Standard	61 %	75 %	59 %	69 %	63 %	63 %	N/A	65 %
Below Standard	24 %	14 %	24 %	16 %	32 %	31 %	N/A	23 %

WRITING: How well do students communicate in writing?

Area Performance Level	3rd Grade	4th Grade	5th Grade	6th Grade	7th Grade	8th Grade	11th Grade	All
Above Standard	20 %	20 %	27 %	16 %	14 %	9 %	N/A	18 %
Near Standard	41 %	57 %	49 %	53 %	60 %	43 %	N/A	50 %
Below Standard	39 %	23 %	24 %	31 %	26 %	49 %	N/A	32 %

RESEARCH/INQUIRY: How well can students find and present information about a topic?

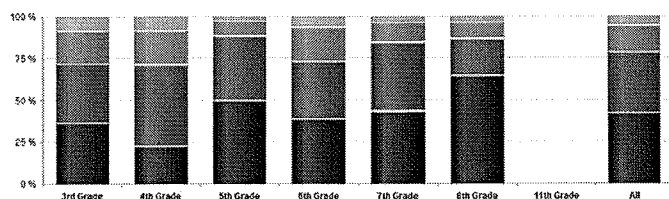
Area Performance Level	3rd Grade	4th Grade	5th Grade	6th Grade	7th Grade	8th Grade	11th Grade	All
Above Standard	11 %	18 %	29 %	23 %	21 %	6 %	N/A	18 %
Near Standard	65 %	62 %	54 %	53 %	45 %	66 %	N/A	57 %
Below Standard	34 %	20 %	14 %	23 %	33 %	29 %	N/A	26 %

71

Anaverde- Mathematics

MATHEMATICS

Achievement Level Distribution



Overall Achievement

	3rd Grade	4th Grade	5th Grade	6th Grade	7th Grade	8th Grade	11th Grade	All
# of Students Enrolled	84	67	60	82	64	71	N/A	428
# of Students Tested	83	65	59	81	64	70	N/A	422
# of Students With Scores	83	65	59	81	63	69	N/A	420
Mean Scale Score	2398.9	2456.7	2454.4	2488.6	2491.8	2472.5	N/A	N/A
Standard Exceeded: Level 4	8 %	0 %	2 %	6 %	3 %	3 %	N/A	5 %
Standard Met: Level 3	19 %	26 %	8 %	20 %	11 %	9 %	N/A	15 %
Standard Nearly Met: Level 2	35 %	49 %	39 %	35 %	41 %	22 %	N/A	36 %
Standard Not Met: Level 1	37 %	23 %	51 %	40 %	44 %	67 %	N/A	43 %

72

Achievement Levels- Anaverde Hills- Math

CONCEPTS & PROCEDURES: How well do students use mathematical rules and ideas?

Area Performance Level	3rd Grade	4th Grade	5th Grade	6th Grade	7th Grade	8th Grade	11th Grade	All
Above Standard	16 %	15 %	2 %	19 %	5 %	3 %	N/A	11 %
Near Standard	34 %	42 %	29 %	33 %	41 %	27 %	N/A	34 %
Below Standard	51 %	43 %	69 %	48 %	54 %	70 %	N/A	55 %

PROBLEM SOLVING AND MODELING & DATA ANALYSIS: How well can students show and apply their problem solving skills?

Area Performance Level	3rd Grade	4th Grade	5th Grade	6th Grade	7th Grade	8th Grade	11th Grade	All
Above Standard	12 %	11 %	2 %	6 %	10 %	6 %	N/A	8 %
Near Standard	46 %	57 %	46 %	52 %	44 %	46 %	N/A	49 %
Below Standard	42 %	32 %	53 %	42 %	46 %	48 %	N/A	44 %

COMMUNICATING REASONING: How well can students think logically and express their thoughts in order to solve a problem?

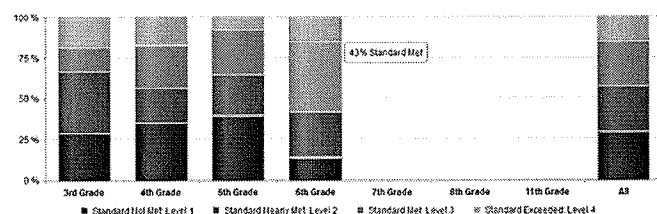
Area Performance Level	3rd Grade	4th Grade	5th Grade	6th Grade	7th Grade	8th Grade	11th Grade	All
Above Standard	12 %	12 %	2 %	5 %	5 %	7 %	N/A	7 %
Near Standard	50 %	52 %	54 %	57 %	61 %	50 %	N/A	56 %
Below Standard	38 %	35 %	44 %	38 %	34 %	43 %	N/A	37 %

73

Cottonwood- English Language Arts

ENGLISH LANGUAGE ARTS/LITERACY

Achievement Level Distribution



Overall Achievement

	3rd Grade	4th Grade	5th Grade	6th Grade	7th Grade	8th Grade	11th Grade	All
# of Students Enrolled	80	77	69	65	N/A	N/A	N/A	292
# of Students Tested	78	76	69	65	N/A	N/A	N/A	288
# of Students With Scores	76	76	69	65	N/A	N/A	N/A	260
Mean Scale Score	2399.9	2451.5	2467.9	2538.4	N/A	N/A	N/A	N/A
Standard Exceeded Level 4	18 %	17 %	7 %	15 %	N/A	N/A	N/A	15 %
Standard Met Level 3	14 %	26 %	29 %	43 %	N/A	N/A	N/A	27 %
Standard Nearly Met Level 2	38 %	21 %	25 %	28 %	N/A	N/A	N/A	28 %
Standard Not Met Level 1	29 %	36 %	41 %	14 %	N/A	N/A	N/A	30 %

74

Achievement Levels- Cottonwood - ELA

READING: How well do students understand stories and information that they read?

Area Performance Level	3rd Grade	4th Grade	5th Grade	6th Grade	7th Grade	8th Grade	11th Grade	All
Above Standard	10 %	13 %	12 %	14 %	N/A	N/A	N/A	12 %
Near Standard	42 %	49 %	48 %	62 %	N/A	N/A	N/A	50 %
Below Standard	47 %	38 %	41 %	25 %	N/A	N/A	N/A	38 %

WRITING: How well do students communicate in writing?

Area Performance Level	3rd Grade	4th Grade	5th Grade	6th Grade	7th Grade	8th Grade	11th Grade	All
Above Standard	12 %	18 %	18 %	22 %	N/A	N/A	N/A	15 %
Near Standard	61 %	53 %	49 %	60 %	N/A	N/A	N/A	53 %
Below Standard	37 %	34 %	38 %	18 %	N/A	N/A	N/A	32 %

LISTENING: How well do students understand spoken information?

Area Performance Level	3rd Grade	4th Grade	5th Grade	6th Grade	7th Grade	8th Grade	11th Grade	All
Above Standard	18 %	22 %	4 %	12 %	N/A	N/A	N/A	15 %
Near Standard	67 %	68 %	68 %	77 %	N/A	N/A	N/A	68 %
Below Standard	15 %	10 %	28 %	11 %	N/A	N/A	N/A	17 %

RESEARCH/INQUIRY: How well can students find and present information about a topic?

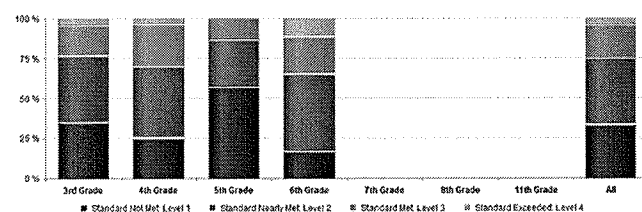
Area Performance Level	3rd Grade	4th Grade	5th Grade	6th Grade	7th Grade	8th Grade	11th Grade	All
Above Standard	18 %	16 %	17 %	45 %	N/A	N/A	N/A	23 %
Near Standard	49 %	63 %	64 %	49 %	N/A	N/A	N/A	55 %
Below Standard	33 %	21 %	19 %	6 %	N/A	N/A	N/A	20 %

75

Cottonwood- Mathematics

MATHEMATICS

Achievement Level Distribution



Overall Achievement

	3rd Grade	4th Grade	5th Grade	6th Grade	7th Grade	8th Grade	11th Grade	All
# of Students Enrolled	60	77	69	66	N/A	N/A	N/A	292
# of Students Tested	78	76	69	66	N/A	N/A	N/A	285
# of Students With Scores	70	76	69	66	N/A	N/A	N/A	285
Mean Scale Score	2398.3	2451.2	2438.6	2524.9	N/A	N/A	N/A	N/A
Standard Exceeded Level 4	4 %	3 %	0 %	11 %	N/A	N/A	N/A	4 %
Standard Met Level 3	18 %	26 %	13 %	23 %	N/A	N/A	N/A	20 %
Standard Nearly Met Level 2	42 %	45 %	28 %	49 %	N/A	N/A	N/A	41 %
Standard Not Met Level 1	36 %	26 %	50 %	17 %	N/A	N/A	N/A	34 %

76

Achievement Levels- Cottonwood-Math

CONCEPTS & PROCEDURES: How well do students use mathematical rules and ideas?

Area Performance Level	3rd Grade	4th Grade	5th Grade	6th Grade	7th Grade	8th Grade	11th Grade	All
Above Standard	8 %	12 %	1 %	20 %	N/A	N/A	N/A	10 %
Near Standard	35 %	43 %	25 %	43 %	N/A	N/A	N/A	36 %
Below Standard	56 %	45 %	74 %	37 %	N/A	N/A	N/A	53 %

PROBLEM SOLVING AND MODELING & DATA ANALYSIS: How well can students show and apply their problem solving skills?

Area Performance Level	3rd Grade	4th Grade	5th Grade	6th Grade	7th Grade	8th Grade	11th Grade	All
Above Standard	13 %	9 %	3 %	12 %	N/A	N/A	N/A	9 %
Near Standard	56 %	53 %	33 %	65 %	N/A	N/A	N/A	52 %
Below Standard	31 %	38 %	64 %	23 %	N/A	N/A	N/A	39 %

COMMUNICATING REASONING: How well can students think logically and express their thoughts in order to solve a problem?

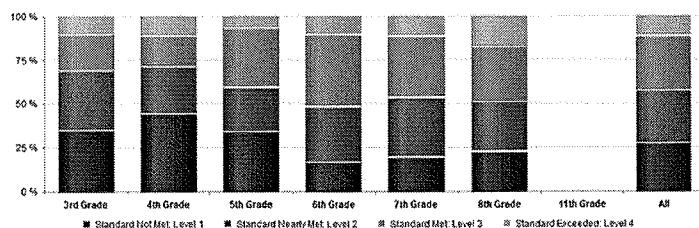
Area Performance Level	3rd Grade	4th Grade	5th Grade	6th Grade	7th Grade	8th Grade	11th Grade	All
Above Standard	10 %	13 %	1 %	9 %	N/A	N/A	N/A	9 %
Near Standard	67 %	55 %	51 %	65 %	N/A	N/A	N/A	59 %
Below Standard	23 %	32 %	48 %	26 %	N/A	N/A	N/A	32 %

77

Del Sur- English Language Arts

ENGLISH LANGUAGE ARTS/LITERACY

Achievement Level Distribution



Overall Achievement

	3rd Grade	4th Grade	5th Grade	6th Grade	7th Grade	8th Grade	11th Grade	All
# of Students Enrolled	60	84	79	86	129	124	N/A	662
# of Students Tested	58	83	77	86	129	124	N/A	666
# of Students With Scores	58	83	77	86	129	124	N/A	666
Mean Scale Score	2398.9	2424.6	2477.6	2523.8	2547.8	2558.2	N/A	N/A
Standard Exceeded Level 4	10 %	11 %	6 %	10 %	11 %	17 %	N/A	11 %
Standard Met Level 3	23 %	17 %	34 %	41 %	35 %	31 %	N/A	31 %
Standard Nearly Met Level 2	34 %	27 %	25 %	31 %	34 %	26 %	N/A	30 %
Standard Not Met Level 1	53 %	46 %	35 %	17 %	20 %	25 %	N/A	29 %

78

Achievement Levels- Del Sur- ELA

READING: How well do students understand stories and information that they read?

Area Performance Level	3rd Grade	4th Grade	5th Grade	6th Grade	7th Grade	8th Grade	11th Grade	All
Above Standard	6 %	7 %	18 %	15 %	18 %	21 %	N/A	16 %
Near Standard	56 %	51 %	47 %	56 %	54 %	49 %	N/A	52 %
Below Standard	36 %	42 %	35 %	29 %	28 %	30 %	N/A	32 %

LISTENING: How well do students understand spoken information?

Area Performance Level	3rd Grade	4th Grade	5th Grade	6th Grade	7th Grade	8th Grade	11th Grade	All
Above Standard	14 %	13 %	6 %	15 %	16 %	14 %	N/A	13 %
Near Standard	58 %	65 %	68 %	77 %	67 %	69 %	N/A	68 %
Below Standard	28 %	22 %	26 %	8 %	16 %	17 %	N/A	19 %

WRITING: How well do students communicate in writing?

Area Performance Level	3rd Grade	4th Grade	5th Grade	6th Grade	7th Grade	8th Grade	11th Grade	All
Above Standard	12 %	7 %	15 %	16 %	20 %	29 %	N/A	18 %
Near Standard	53 %	54 %	47 %	56 %	58 %	42 %	N/A	51 %
Below Standard	36 %	39 %	40 %	28 %	22 %	29 %	N/A	31 %

RESEARCH/INQUIRY: How well can students find and present information about a topic?

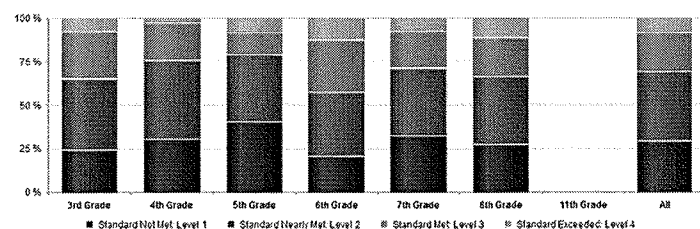
Area Performance Level	3rd Grade	4th Grade	5th Grade	6th Grade	7th Grade	8th Grade	11th Grade	All
Above Standard	10 %	6 %	19 %	19 %	17 %	29 %	N/A	18 %
Near Standard	61 %	52 %	62 %	63 %	67 %	54 %	N/A	60 %
Below Standard	29 %	42 %	18 %	19 %	16 %	25 %	N/A	24 %

79

Del Sur- Mathematics

MATHEMATICS

Achievement Level Distribution



Overall Achievement

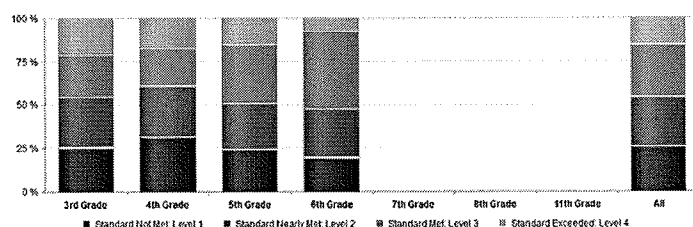
	3rd Grade	4th Grade	5th Grade	6th Grade	7th Grade	8th Grade	11th Grade	All
# of Students Enrolled	60	84	70	86	129	124	N/A	562
# of Students Tested	50	84	77	86	129	123	N/A	558
# of Students With Scores	50	84	77	86	129	123	N/A	558
Mean Scale Score	2413.7	2437.6	2487.7	2527.2	2609.5	2647.8	N/A	N/A
Standard Exceeded Level 4	7 %	2 %	8 %	12 %	7 %	11 %	N/A	8 %
Standard Met Level 3	27 %	21 %	12 %	36 %	24 %	22 %	N/A	22 %
Standard Nearly Met Level 2	41 %	45 %	39 %	37 %	39 %	39 %	N/A	40 %
Standard Not Met Level 1	25 %	31 %	42 %	21 %	33 %	28 %	N/A	30 %

80

Esperanza- English Language Arts

ENGLISH LANGUAGE ARTS/LITERACY

Achievement Level Distribution



Overall Achievement

	3rd Grade	4th Grade	5th Grade	6th Grade	7th Grade	8th Grade	11th Grade	All
# of Students Enrolled	174	175	151	134	N/A	N/A	N/A	634
# of Students Tested	169	173	148	134	N/A	N/A	N/A	623
# of Students With Scores	168	173	148	134	N/A	N/A	N/A	623
Mean Scale Score	2422.2	2456.3	2484.2	2521.3	N/A	N/A	N/A	N/A
Standard Exceeded: Level 4	21 %	17 %	15 %	7 %	N/A	N/A	N/A	15 %
Standard Met: Level 3	24 %	21 %	34 %	45 %	N/A	N/A	N/A	38 %
Standard Nearly Met: Level 2	29 %	29 %	26 %	28 %	N/A	N/A	N/A	28 %
Standard Not Met: Level 1	26 %	32 %	25 %	20 %	N/A	N/A	N/A	26 %

81

Achievement Levels- Esperanza- ELA

READING: How well do students understand stories and information that they read?

Area Performance Level	3rd Grade	4th Grade	5th Grade	6th Grade	7th Grade	8th Grade	11th Grade	All
Above Standard	23 %	14 %	17 %	7 %	N/A	N/A	N/A	16 %
Near Standard	46 %	54 %	49 %	59 %	N/A	N/A	N/A	52 %
Below Standard	31 %	32 %	34 %	34 %	N/A	N/A	N/A	33 %

LISTENING: How well do students understand spoken information?

Area Performance Level	3rd Grade	4th Grade	5th Grade	6th Grade	7th Grade	8th Grade	11th Grade	All
Above Standard	17 %	15 %	0 %	9 %	N/A	N/A	N/A	13 %
Near Standard	68 %	71 %	72 %	76 %	N/A	N/A	N/A	71 %
Below Standard	14 %	14 %	20 %	15 %	N/A	N/A	N/A	16 %

WRITING: How well do students communicate in writing?

Area Performance Level	3rd Grade	4th Grade	5th Grade	6th Grade	7th Grade	8th Grade	11th Grade	All
Above Standard	14 %	14 %	26 %	26 %	N/A	N/A	N/A	18 %
Near Standard	54 %	60 %	46 %	59 %	N/A	N/A	N/A	55 %
Below Standard	32 %	25 %	28 %	21 %	N/A	N/A	N/A	27 %

RESEARCH/INQUIRY: How well can students find and present information about a topic?

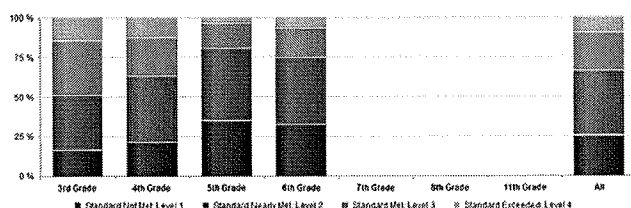
Area Performance Level	3rd Grade	4th Grade	5th Grade	6th Grade	7th Grade	8th Grade	11th Grade	All
Above Standard	24 %	19 %	28 %	25 %	N/A	N/A	N/A	24 %
Near Standard	56 %	60 %	57 %	61 %	N/A	N/A	N/A	59 %
Below Standard	18 %	21 %	15 %	14 %	N/A	N/A	N/A	17 %

82

Esperanza- Mathematics

MATHEMATICS

Achievement Level Distribution



Overall Achievement

	3rd Grade	4th Grade	5th Grade	6th Grade	7th Grade	8th Grade	11th Grade	All
# of Students Enrolled	174	175	151	155	N/A	N/A	N/A	635
# of Students Tested	166	172	148	155	N/A	N/A	N/A	624
# of Students With Scores	166	172	148	155	N/A	N/A	N/A	624
Mean Scale Score	2433.6	2481.6	2469.2	2492.1	N/A	N/A	N/A	N/A
Standard Exceeded Level 4	14 %	12 %	3 %	5 %	N/A	N/A	N/A	9 %
Standard Met Level 3	35 %	24 %	15 %	19 %	N/A	N/A	N/A	24 %
Standard Nearly Met Level 2	35 %	42 %	46 %	43 %	N/A	N/A	N/A	41 %
Standard Not Met Level 1	17 %	22 %	36 %	33 %	N/A	N/A	N/A	26 %

83

Achievement Levels-Esperanza- Math

CONCEPTS & PROCEDURES: How well do students use mathematical rules and ideas?

Area Performance Level	3rd Grade	4th Grade	5th Grade	6th Grade	7th Grade	8th Grade	11th Grade	All
Above Standard	31 %	20 %	8 %	8 %	N/A	N/A	N/A	17 %
Near Standard	47 %	45 %	39 %	46 %	N/A	N/A	N/A	44 %
Below Standard	22 %	35 %	53 %	49 %	N/A	N/A	N/A	39 %

PROBLEM SOLVING AND MODELING & DATA ANALYSIS: How well can students show and apply their problem solving skills?

Area Performance Level	3rd Grade	4th Grade	5th Grade	6th Grade	7th Grade	8th Grade	11th Grade	All
Above Standard	21 %	20 %	7 %	10 %	N/A	N/A	N/A	15 %
Near Standard	51 %	49 %	43 %	54 %	N/A	N/A	N/A	49 %
Below Standard	27 %	31 %	50 %	36 %	N/A	N/A	N/A	36 %

COMMUNICATING REASONING: How well can students think logically and express their thoughts in order to solve a problem?

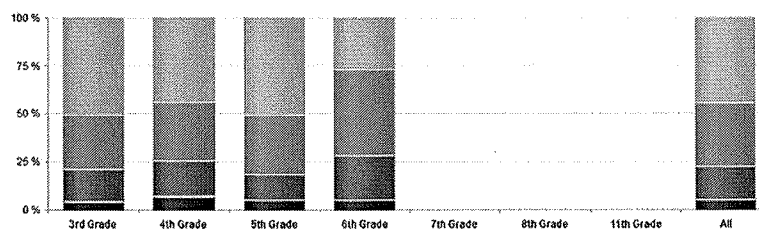
Area Performance Level	3rd Grade	4th Grade	5th Grade	6th Grade	7th Grade	8th Grade	11th Grade	All
Above Standard	22 %	14 %	5 %	7 %	N/A	N/A	N/A	13 %
Near Standard	57 %	55 %	56 %	65 %	N/A	N/A	N/A	58 %
Below Standard	21 %	31 %	39 %	27 %	N/A	N/A	N/A	30 %

84

Gregg Anderson English Language Arts

ENGLISH LANGUAGE ARTS/LITERACY

Achievement Level Distribution



Overall Achievement

	3rd Grade	4th Grade	5th Grade	6th Grade	7th Grade	8th Grade	11th Grade	All
# of Students Enrolled	120	125	127	95	N/A	N/A	N/A	470
# of Students Tested	120	125	127	97	N/A	N/A	N/A	469
# of Students With Scores	120	125	127	97	N/A	N/A	N/A	469
Mean Scale Score	2489.6	2521.1	2573.0	2566.5	N/A	N/A	N/A	N/A
Standard Exceeded Level 4	52 %	44 %	52 %	27 %	N/A	N/A	N/A	45 %
Standard Met Level 3	28 %	36 %	31 %	45 %	N/A	N/A	N/A	33 %
Standard Nearly Met Level 2	17 %	16 %	13 %	23 %	N/A	N/A	N/A	17 %
Standard Not Met Level 1	4 %	7 %	5 %	5 %	N/A	N/A	N/A	5 %

85

Achievement Levels- Gregg Anderson- ELA

READING: How well do students understand stories and information that they read?

Area Performance Level	3rd Grade	4th Grade	5th Grade	6th Grade	7th Grade	8th Grade	11th Grade	All
Above Standard	36 %	39 %	44 %	27 %	N/A	N/A	N/A	37 %
Near Standard	53 %	50 %	43 %	52 %	N/A	N/A	N/A	49 %
Below Standard	12 %	10 %	10 %	22 %	N/A	N/A	N/A	14 %

LISTENING: How well do students understand spoken information?

Area Performance Level	3rd Grade	4th Grade	5th Grade	6th Grade	7th Grade	8th Grade	11th Grade	All
Above Standard	33 %	34 %	36 %	13 %	N/A	N/A	N/A	30 %
Near Standard	53 %	64 %	57 %	81 %	N/A	N/A	N/A	55 %
Below Standard	5 %	2 %	5 %	5 %	N/A	N/A	N/A	4 %

WRITING: How well do students communicate in writing?

Area Performance Level	3rd Grade	4th Grade	5th Grade	6th Grade	7th Grade	8th Grade	11th Grade	All
Above Standard	55 %	42 %	61 %	34 %	N/A	N/A	N/A	50 %
Near Standard	41 %	54 %	33 %	59 %	N/A	N/A	N/A	46 %
Below Standard	2 %	4 %	6 %	7 %	N/A	N/A	N/A	4 %

RESEARCH/INQUIRY: How well can students find and present information about a topic?

Area Performance Level	3rd Grade	4th Grade	5th Grade	6th Grade	7th Grade	8th Grade	11th Grade	All
Above Standard	50 %	41 %	63 %	42 %	N/A	N/A	N/A	39 %
Near Standard	44 %	54 %	35 %	52 %	N/A	N/A	N/A	46 %
Below Standard	6 %	6 %	2 %	6 %	N/A	N/A	N/A	5 %

86

Achievement Levels- Gregg Anderson- Math

CONCEPTS & PROCEDURES: How well do students use mathematical rules and ideas?

Area Performance Level	3rd Grade	4th Grade	5th Grade	6th Grade	7th Grade	8th Grade	11th Grade	All
Above Standard	63 %	55 %	50 %	41 %	N/A	N/A	N/A	53 %
Near Standard	33 %	36 %	36 %	41 %	N/A	N/A	N/A	36 %
Below Standard	4 %	9 %	13 %	18 %	N/A	N/A	N/A	11 %

PROBLEM SOLVING AND MODELING & DATA ANALYSIS: How well can students show and apply their problem solving skills?

Area Performance Level	3rd Grade	4th Grade	5th Grade	6th Grade	7th Grade	8th Grade	11th Grade	All
Above Standard	54 %	37 %	32 %	31 %	N/A	N/A	N/A	39 %
Near Standard	39 %	56 %	57 %	53 %	N/A	N/A	N/A	51 %
Below Standard	7 %	7 %	11 %	16 %	N/A	N/A	N/A	10 %

COMMUNICATING REASONING: How well can students think logically and express their thoughts in order to solve a problem?

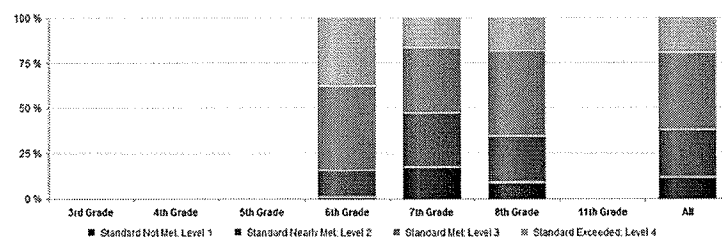
Area Performance Level	3rd Grade	4th Grade	5th Grade	6th Grade	7th Grade	8th Grade	11th Grade	All
Above Standard	53 %	40 %	35 %	26 %	N/A	N/A	N/A	39 %
Near Standard	46 %	55 %	52 %	64 %	N/A	N/A	N/A	54 %
Below Standard	1 %	5 %	13 %	10 %	N/A	N/A	N/A	7 %

87

Hillview- English Language Arts

ENGLISH LANGUAGE ARTS/LITERACY

Achievement Level Distribution



Overall Achievement

	3rd Grade	4th Grade	5th Grade	6th Grade	7th Grade	8th Grade	11th Grade	All
# of Students Enrolled	N/A	N/A	N/A	66	391	430	N/A	917
# of Students Tested	N/A	N/A	N/A	67	382	434	N/A	903
# of Students With Scores	N/A	N/A	N/A	67	382	432	N/A	901
Mean Scale Score	N/A	N/A	N/A	2599.7	2557.7	2592.8	N/A	N/A
Standard Exceeded Level 4	N/A	N/A	N/A	25 %	15 %	16 %	N/A	19 %
Standard Met Level 3	N/A	N/A	N/A	47 %	36 %	47 %	N/A	43 %
Standard Nearly Met Level 2	N/A	N/A	N/A	14 %	30 %	26 %	N/A	26 %
Standard Not Met Level 1	N/A	N/A	N/A	1 %	18 %	9 %	N/A	12 %

88

Achievement Levels- Hillview- ELA

READING: How well do students understand stories and information that they read?

Area Performance Level	3rd Grade	4th Grade	5th Grade	6th Grade	7th Grade	8th Grade	11th Grade	All
Above Standard	N/A	N/A	N/A	32 %	22 %	33 %	N/A	26 %
Near Standard	N/A	N/A	N/A	61 %	48 %	62 %	N/A	62 %
Below Standard	N/A	N/A	N/A	7 %	29 %	16 %	N/A	20 %

LISTENING: How well do students understand spoken information?

Area Performance Level	3rd Grade	4th Grade	5th Grade	6th Grade	7th Grade	8th Grade	11th Grade	All
Above Standard	N/A	N/A	N/A	24 %	17 %	26 %	N/A	20 %
Near Standard	N/A	N/A	N/A	61 %	69 %	70 %	N/A	69 %
Below Standard	N/A	N/A	N/A	5 %	14 %	9 %	N/A	11 %

WRITING: How well do students communicate in writing?

Area Performance Level	3rd Grade	4th Grade	5th Grade	6th Grade	7th Grade	8th Grade	11th Grade	All
Above Standard	N/A	N/A	N/A	51 %	50 %	29 %	N/A	32 %
Near Standard	N/A	N/A	N/A	46 %	51 %	53 %	N/A	52 %
Below Standard	N/A	N/A	N/A	3 %	19 %	18 %	N/A	17 %

RESEARCH/INQUIRY: How well can students find and present information about a topic?

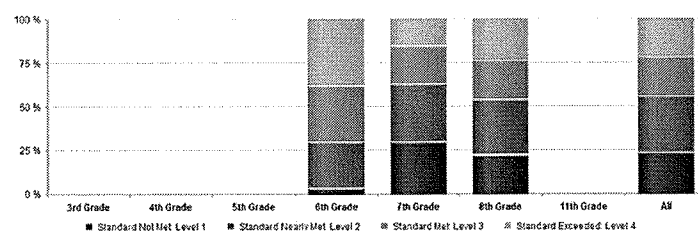
Area Performance Level	3rd Grade	4th Grade	5th Grade	6th Grade	7th Grade	8th Grade	11th Grade	All
Above Standard	N/A	N/A	N/A	64 %	27 %	36 %	N/A	35 %
Near Standard	N/A	N/A	N/A	34 %	57 %	60 %	N/A	54 %
Below Standard	N/A	N/A	N/A	1 %	15 %	9 %	N/A	11 %

89

Hillview-Mathematics

MATHEMATICS

Achievement Level Distribution



Overall Achievement

	3rd Grade	4th Grade	5th Grade	6th Grade	7th Grade	8th Grade	11th Grade	All
# of Students Enrolled	174	175	151	136	N/A	N/A	N/A	636
# of Students Tested	168	172	148	136	N/A	N/A	N/A	624
# of Students With Scores	168	172	148	136	N/A	N/A	N/A	624
Mean Scale Score	2432.6	2461.5	2469.2	2492.1	N/A	N/A	N/A	N/A
Standard Exceeded Level 4	14 %	12 %	3 %	6 %	N/A	N/A	N/A	0 %
Standard Met Level 3	35 %	24 %	15 %	38 %	N/A	N/A	N/A	24 %
Standard Nearly Met Level 2	35 %	42 %	46 %	43 %	N/A	N/A	N/A	41 %
Standard Not Met Level 1	17 %	22 %	36 %	33 %	N/A	N/A	N/A	26 %

90

Achievement Levels- Hillview- Math

CONCEPTS & PROCEDURES: How well do students use mathematical rules and ideas?

Area Performance Level	3rd Grade	4th Grade	5th Grade	6th Grade	7th Grade	8th Grade	11th Grade	All
Above Standard	N/A	N/A	N/A	43 %	24 %	30 %	N/A	29 %
Near Standard	N/A	N/A	N/A	41 %	35 %	38 %	N/A	37 %
Below Standard	N/A	N/A	N/A	16 %	41 %	32 %	N/A	34 %

PROBLEM SOLVING AND MODELING & DATA ANALYSIS: How well can students show and apply their problem solving skills?

Area Performance Level	3rd Grade	4th Grade	5th Grade	6th Grade	7th Grade	8th Grade	11th Grade	All
Above Standard	N/A	N/A	N/A	45 %	17 %	24 %	N/A	23 %
Near Standard	N/A	N/A	N/A	43 %	43 %	54 %	N/A	48 %
Below Standard	N/A	N/A	N/A	13 %	40 %	22 %	N/A	29 %

COMMUNICATING REASONING: How well can students think logically and express their thoughts in order to solve a problem?

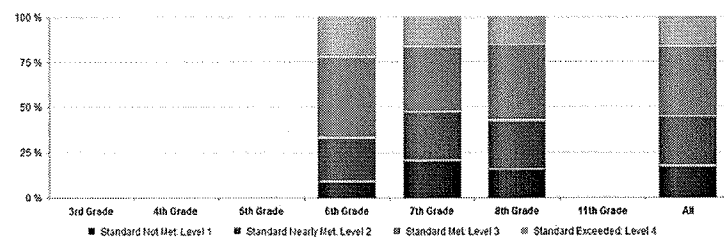
Area Performance Level	3rd Grade	4th Grade	5th Grade	6th Grade	7th Grade	8th Grade	11th Grade	All
Above Standard	N/A	N/A	N/A	46 %	18 %	24 %	N/A	24 %
Near Standard	N/A	N/A	N/A	51 %	56 %	59 %	N/A	57 %
Below Standard	N/A	N/A	N/A	3 %	26 %	17 %	N/A	19 %

91

Joe Walker- English Language Arts

ENGLISH LANGUAGE ARTS/LITERACY

Achievement Level Distribution



Overall Achievement

	3rd Grade	4th Grade	5th Grade	6th Grade	7th Grade	8th Grade	11th Grade	All
# of Students Enrolled	N/A	N/A	N/A	55	452	438	N/A	945
# of Students Tested	N/A	N/A	N/A	55	447	433	N/A	935
# of Students With Scores	N/A	N/A	N/A	55	446	431	N/A	931
Mean Scale Score	N/A	N/A	N/A	2543.3	2555.0	2576.3	N/A	N/A
Standard Exceeded Level 4	N/A	N/A	N/A	22 %	16 %	15 %	N/A	16 %
Standard Met Level 3	N/A	N/A	N/A	45 %	36 %	42 %	N/A	39 %
Standard Nearly Met Level 2	N/A	N/A	N/A	24 %	27 %	27 %	N/A	27 %
Standard Not Met Level 1	N/A	N/A	N/A	9 %	21 %	16 %	N/A	16 %

92

Achievement Levels- Joe Walker- ELA

READING: How well do students understand stories and information that they read?

Area Performance Level	3rd Grade	4th Grade	5th Grade	6th Grade	7th Grade	8th Grade	11th Grade	All
Above Standard	N/A	N/A	N/A	26 %	22 %	26 %	N/A	24 %
Near Standard	N/A	N/A	N/A	56 %	46 %	52 %	N/A	49 %
Below Standard	N/A	N/A	N/A	17 %	32 %	22 %	N/A	27 %

LISTENING: How well do students understand spoken information?

Area Performance Level	3rd Grade	4th Grade	5th Grade	6th Grade	7th Grade	8th Grade	11th Grade	All
Above Standard	N/A	N/A	N/A	17 %	16 %	14 %	N/A	16 %
Near Standard	N/A	N/A	N/A	60 %	68 %	72 %	N/A	70 %
Below Standard	N/A	N/A	N/A	4 %	16 %	14 %	N/A	14 %

WRITING: How well do students communicate in writing?

Area Performance Level	3rd Grade	4th Grade	5th Grade	6th Grade	7th Grade	8th Grade	11th Grade	All
Above Standard	N/A	N/A	N/A	34 %	32 %	32 %	N/A	32 %
Near Standard	N/A	N/A	N/A	51 %	51 %	51 %	N/A	51 %
Below Standard	N/A	N/A	N/A	15 %	17 %	17 %	N/A	17 %

RESEARCH/INQUIRY: How well can students find and present information about a topic?

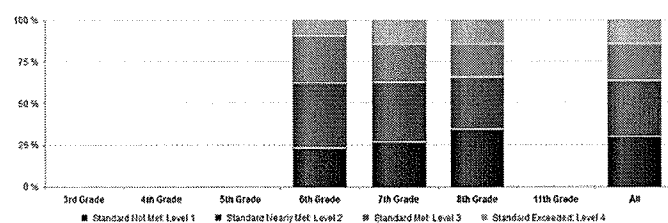
Area Performance Level	3rd Grade	4th Grade	5th Grade	6th Grade	7th Grade	8th Grade	11th Grade	All
Above Standard	N/A	N/A	N/A	35 %	30 %	28 %	N/A	29 %
Near Standard	N/A	N/A	N/A	58 %	52 %	56 %	N/A	54 %
Below Standard	N/A	N/A	N/A	7 %	18 %	17 %	N/A	17 %

93

Joe Walker- Mathematics

MATHEMATICS

Achievement Level Distribution



Overall Achievement

	3rd Grade	4th Grade	5th Grade	6th Grade	7th Grade	8th Grade	11th Grade	All
# of Students Enrolled	N/A	N/A	N/A	55	451	439	N/A	944
# of Students Tested	N/A	N/A	N/A	54	445	433	N/A	932
# of Students With Scores	N/A	N/A	N/A	54	445	431	N/A	930
Mean Scale Score	N/A	N/A	N/A	2526.0	2551.0	2541.1	N/A	N/A
Standard Exceeded Level 4	N/A	N/A	N/A	6 %	14 %	14 %	N/A	14 %
Standard Met Level 3	N/A	N/A	N/A	28 %	23 %	19 %	N/A	22 %
Standard Nearly Met Level 2	N/A	N/A	N/A	39 %	36 %	31 %	N/A	34 %
Standard Not Met Level 1	N/A	N/A	N/A	24 %	28 %	36 %	N/A	31 %

94

Achievement Levels- Joe Walker- Math

CONCEPTS & PROCEDURES: How well do students use mathematical rules and ideas?

Area Performance Level	3rd Grade	4th Grade	5th Grade	6th Grade	7th Grade	8th Grade	11th Grade	All
Above Standard	N/A	N/A	N/A	20 %	22 %	20 %	N/A	21
Near Standard	N/A	N/A	N/A	39 %	40 %	33 %	N/A	37
Below Standard	N/A	N/A	N/A	41 %	38 %	47 %	N/A	42

PROBLEM SOLVING AND MODELING & DATA ANALYSIS: How well can students show and apply their problem solving skills?

Area Performance Level	3rd Grade	4th Grade	5th Grade	6th Grade	7th Grade	8th Grade	11th Grade	All
Above Standard	N/A	N/A	N/A	15 %	10 %	17 %	N/A	17
Near Standard	N/A	N/A	N/A	54 %	53 %	57 %	N/A	55
Below Standard	N/A	N/A	N/A	31 %	29 %	26 %	N/A	28

COMMUNICATING REASONING: How well can students think logically and express their thoughts in order to solve a problem?

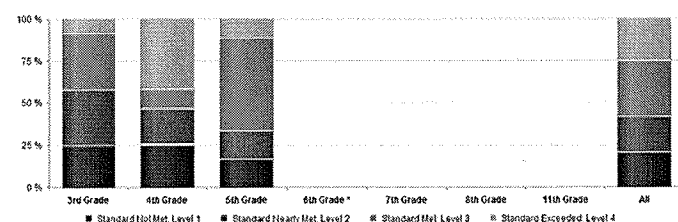
Area Performance Level	3rd Grade	4th Grade	5th Grade	6th Grade	7th Grade	8th Grade	11th Grade	All
Above Standard	N/A	N/A	N/A	15 %	19 %	16 %	N/A	17
Near Standard	N/A	N/A	N/A	67 %	57 %	61 %	N/A	59
Below Standard	N/A	N/A	N/A	19 %	24 %	23 %	N/A	24

95

Leona Valley- English Language Arts

ENGLISH LANGUAGE ARTS/LITERACY

Achievement Level Distribution



Overall Achievement

	3rd Grade	4th Grade	5th Grade	6th Grade	7th Grade	8th Grade	11th Grade	All
# of Students Enrolled	12	20	18	9	N/A	N/A	N/A	59
# of Students Tested	12	19	18	8	N/A	N/A	N/A	57
# of Students With Scores	12	19	18	8	N/A	N/A	N/A	57
Mean Scale Score	2411.6	2481.3	2501.7	*	N/A	N/A	N/A	N/A
Standard Exceeded Level 4	8 %	42 %	11 %	*	N/A	N/A	N/A	25 %
Standard Met Level 3	33 %	11 %	56 %	*	25A	25A	25A	33 %
Standard Nearly Met Level 2	33 %	21 %	17 %	*	N/A	N/A	N/A	21 %
Standard Not Met Level 1	25 %	26 %	17 %	*	N/A	N/A	N/A	21 %

96

Achievement Levels- Leona Valley - ELA

READING: How well do students understand stories and information that they read?

Area Performance Level	3rd Grade	4th Grade	5th Grade	6th Grade	7th Grade	8th Grade	11th Grade	All
Above Standard	0 %	37 %	11 %	*	N/A	N/A	N/A	23 %
Near Standard	67 %	26 %	72 %	*	N/A	N/A	N/A	51 %
Below Standard	33 %	37 %	17 %	*	N/A	N/A	N/A	26 %

LISTENING: How well do students understand spoken information?

Area Performance Level	3rd Grade	4th Grade	5th Grade	6th Grade	7th Grade	8th Grade	11th Grade	All
Above Standard	0 %	21 %	6 %	*	N/A	N/A	N/A	16 %
Near Standard	92 %	63 %	76 %	*	N/A	N/A	N/A	70 %
Below Standard	6 %	16 %	17 %	*	N/A	N/A	N/A	14 %

WRITING: How well do students communicate in writing?

Area Performance Level	3rd Grade	4th Grade	5th Grade	6th Grade	7th Grade	8th Grade	11th Grade	All
Above Standard	25 %	32 %	22 %	*	N/A	N/A	N/A	32 %
Near Standard	42 %	37 %	56 %	*	N/A	N/A	N/A	43 %
Below Standard	33 %	32 %	22 %	*	N/A	N/A	N/A	26 %

RESEARCH/INQUIRY: How well can students find and present information about a topic?

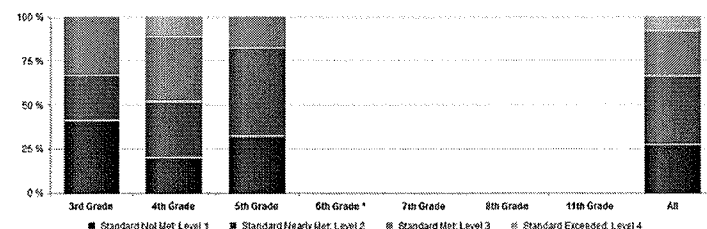
Area Performance Level	3rd Grade	4th Grade	5th Grade	6th Grade	7th Grade	8th Grade	11th Grade	All
Above Standard	17 %	37 %	39 %	*	N/A	N/A	N/A	35 %
Near Standard	58 %	42 %	50 %	*	N/A	N/A	N/A	47 %
Below Standard	25 %	21 %	11 %	*	N/A	N/A	N/A	18 %

97

Leona Valley- Mathematics

MATHEMATICS

Achievement Level Distribution



Overall Achievement

	3rd Grade	4th Grade	5th Grade	6th Grade	7th Grade	8th Grade	11th Grade	All
# of Students Enrolled	12	20	10	9	N/A	N/A	N/A	59
# of Students Tested	12	19	10	5	N/A	N/A	N/A	57
# of Students With Scores	12	19	10	5	N/A	N/A	N/A	57
Mean Scale Score	2386.3	2467.1	2479.7	*	N/A	N/A	N/A	N/A
Standard Exceeded Level 4	0 %	33 %	9 %	*	N/A	N/A	N/A	7 %
Standard Met Level 3	33 %	37 %	17 %	*	N/A	N/A	N/A	26 %
Standard Nearly Met Level 2	22 %	32 %	50 %	*	N/A	N/A	N/A	36 %
Standard Not Met Level 1	42 %	21 %	33 %	*	N/A	N/A	N/A	26 %

98

Achievement Levels- Leona Valley- Math

CONCEPTS & PROCEDURES: How well do students use mathematical rules and ideas?

Area Performance Level	3rd Grade	4th Grade	5th Grade	6th Grade	7th Grade	8th Grade	11th Grade	All
Above Standard	25 %	16 %	6 %	*	N/A	N/A	N/A	16 %
Near Standard	25 %	47 %	44 %	*	N/A	N/A	N/A	44 %
Below Standard	50 %	37 %	50 %	*	N/A	N/A	N/A	40 %

PROBLEM SOLVING AND MODELING & DATA ANALYSIS: How well can students show and apply their problem solving skills?

Area Performance Level	3rd Grade	4th Grade	5th Grade	6th Grade	7th Grade	8th Grade	11th Grade	All
Above Standard	8 %	16 %	6 %	*	N/A	N/A	N/A	11 %
Near Standard	58 %	58 %	44 %	*	N/A	N/A	N/A	53 %
Below Standard	32 %	26 %	56 %	*	N/A	N/A	N/A	37 %

COMMUNICATING REASONING: How well can students think logically and express their thoughts in order to solve a problem?

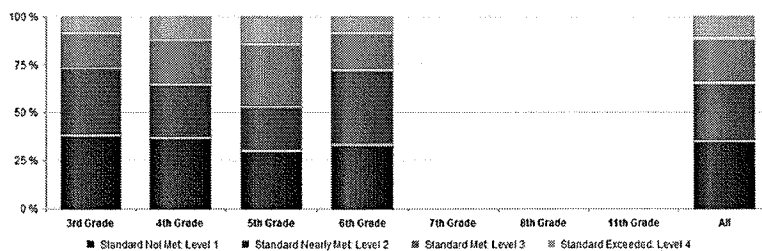
Area Performance Level	3rd Grade	4th Grade	5th Grade	6th Grade	7th Grade	8th Grade	11th Grade	All
Above Standard	8 %	21 %	6 %	*	N/A	N/A	N/A	12 %
Near Standard	57 %	58 %	72 %	*	N/A	N/A	N/A	63 %
Below Standard	25 %	21 %	28 %	*	N/A	N/A	N/A	25 %

99

Quartz Hill- English Language Arts

ENGLISH LANGUAGE ARTS/LITERACY

Achievement Level Distribution



Overall Achievement

	3rd Grade	4th Grade	5th Grade	6th Grade	7th Grade	8th Grade	11th Grade	All
# of Students Enrolled	115	133	122	92	N/A	N/A	N/A	465
# of Students Tested	115	130	120	91	N/A	N/A	N/A	459
# of Students With Scores	115	130	120	90	N/A	N/A	N/A	458
Mean Scale Score	2386.7	2442.5	2491.1	2497.8	N/A	N/A	N/A	N/A
Standard Exceeded Level 4	6 %	12 %	14 %	6 %	N/A	N/A	N/A	11 %
Standard Met Level 3	19 %	23 %	33 %	19 %	N/A	N/A	N/A	23 %
Standard Nearly Met Level 2	35 %	28 %	23 %	39 %	N/A	N/A	N/A	30 %
Standard Not Met Level 1	39 %	38 %	31 %	34 %	N/A	N/A	N/A	36 %

100

Achievement Levels- Quartz Hill- ELA

READING: How well do students understand stories and information that they read?

Area Performance Level	3rd Grade	4th Grade	5th Grade	6th Grade	7th Grade	8th Grade	11th Grade	All
Above Standard	7 %	12 %	18 %	10 %	N/A	N/A	N/A	12 %
Near Standard	53 %	46 %	48 %	43 %	N/A	N/A	N/A	48 %
Below Standard	40 %	42 %	35 %	47 %	N/A	N/A	N/A	41 %

LISTENING: How well do students understand spoken information?

Area Performance Level	3rd Grade	4th Grade	5th Grade	6th Grade	7th Grade	8th Grade	11th Grade	All
Above Standard	10 %	12 %	10 %	11 %	N/A	N/A	N/A	11 %
Near Standard	23 %	78 %	70 %	71 %	N/A	N/A	N/A	73 %
Below Standard	19 %	15 %	20 %	16 %	N/A	N/A	N/A	16 %

WRITING: How well do students communicate in writing?

Area Performance Level	3rd Grade	4th Grade	5th Grade	6th Grade	7th Grade	8th Grade	11th Grade	All
Above Standard	7 %	13 %	22 %	9 %	N/A	N/A	N/A	13 %
Near Standard	47 %	63 %	49 %	51 %	N/A	N/A	N/A	53 %
Below Standard	46 %	24 %	29 %	40 %	N/A	N/A	N/A	34 %

RESEARCH/INQUIRY: How well can students find and present information about a topic?

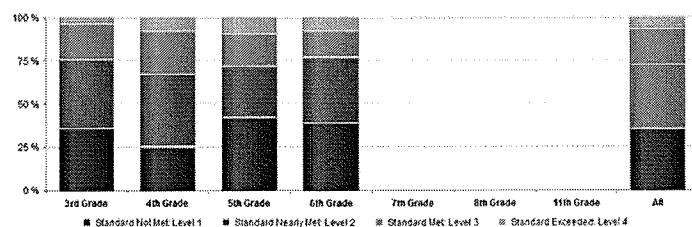
Area Performance Level	3rd Grade	4th Grade	5th Grade	6th Grade	7th Grade	8th Grade	11th Grade	All
Above Standard	14 %	15 %	32 %	16 %	N/A	N/A	N/A	19 %
Near Standard	47 %	50 %	50 %	66 %	N/A	N/A	N/A	55 %
Below Standard	40 %	29 %	13 %	19 %	N/A	N/A	N/A	26 %

101

Quartz Hill- Mathematics

MATHEMATICS

Achievement Level Distribution



Overall Achievement

	3rd Grade	4th Grade	5th Grade	6th Grade	7th Grade	8th Grade	11th Grade	All
# of Students Enrolled	115	133	122	92	N/A	N/A	N/A	465
# of Students Tested	118	130	120	91	N/A	N/A	N/A	459
# of Students With Scores	115	130	120	91	N/A	N/A	N/A	460
Mean Scale Score	2394.6	2451.6	2474.4	2491.0	N/A	N/A	N/A	N/A
Standard Exceeded Level 4	3 %	7 %	9 %	7 %	N/A	N/A	N/A	6 %
Standard Met Level 3	20 %	25 %	16 %	16 %	N/A	N/A	N/A	20 %
Standard Nearly Met Level 2	40 %	42 %	29 %	38 %	N/A	N/A	N/A	37 %
Standard Not Met Level 1	37 %	26 %	43 %	40 %	N/A	N/A	N/A	36 %

102

Achievement Levels- Quartz Hill- Math

CONCEPTS & PROCEDURES: How well do students use mathematical rules and ideas?

Area Performance Level	3rd Grade	4th Grade	5th Grade	6th Grade	7th Grade	8th Grade	11th Grade	All
Above Standard	10 %	17 %	16 %	11 %	N/A	N/A	N/A	14 %
Near Standard	43 %	39 %	50 %	32 %	N/A	N/A	N/A	36 %
Below Standard	47 %	45 %	34 %	57 %	N/A	N/A	N/A	50 %

PROBLEM SOLVING AND MODELING & DATA ANALYSIS: How well can students show and apply their problem solving skills?

Area Performance Level	3rd Grade	4th Grade	5th Grade	6th Grade	7th Grade	8th Grade	11th Grade	All
Above Standard	7 %	12 %	12 %	7 %	N/A	N/A	N/A	9 %
Near Standard	58 %	49 %	44 %	46 %	N/A	N/A	N/A	50 %
Below Standard	35 %	39 %	44 %	47 %	N/A	N/A	N/A	41 %

COMMUNICATING REASONING: How well can students think logically and express their thoughts in order to solve a problem?

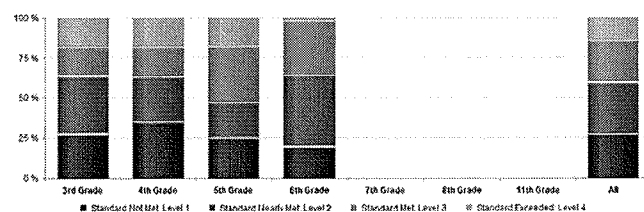
Area Performance Level	3rd Grade	4th Grade	5th Grade	6th Grade	7th Grade	8th Grade	11th Grade	All
Above Standard	8 %	12 %	9 %	8 %	N/A	N/A	N/A	9 %
Near Standard	63 %	49 %	51 %	59 %	N/A	N/A	N/A	55 %
Below Standard	30 %	38 %	40 %	33 %	N/A	N/A	N/A	36 %

103

Rancho Vista- English Language Arts

ENGLISH LANGUAGE ARTS/LITERACY

Achievement Level Distribution



Overall Achievement

	3rd Grade	4th Grade	5th Grade	6th Grade	7th Grade	8th Grade	11th Grade	All
# of Students Enrolled	89	116	101	65	N/A	N/A	N/A	322
# of Students Tested	88	111	97	65	N/A	N/A	N/A	362
# of Students With Scores	88	111	97	65	N/A	N/A	N/A	362
Mean Scale Score	2412.2	2448.2	2499.1	2505.2	N/A	N/A	N/A	N/A
Standard Exceeded Level 4	18 %	18 %	18 %	1 %	N/A	N/A	N/A	14 %
Standard Met Level 3	17 %	10 %	36 %	34 %	N/A	N/A	N/A	29 %
Standard Nearly Met Level 2	36 %	28 %	22 %	45 %	N/A	N/A	N/A	32 %
Standard Not Met Level 1	28 %	36 %	26 %	20 %	N/A	N/A	N/A	23 %

104

Achievement Levels- Rancho Vista- ELA

READING: How well do students understand stories and information that they read?

Area Performance Level	3rd Grade	4th Grade	5th Grade	6th Grade	7th Grade	8th Grade	11th Grade	All
Above Standard	17 %	22 %	19 %	6 %	N/A	N/A	N/A	17 %
Near Standard	51 %	41 %	54 %	56 %	N/A	N/A	N/A	50 %
Below Standard	32 %	36 %	26 %	36 %	N/A	N/A	N/A	34 %

LISTENING: How well do students understand spoken information?

Area Performance Level	3rd Grade	4th Grade	5th Grade	6th Grade	7th Grade	8th Grade	11th Grade	All
Above Standard	19 %	13 %	8 %	9 %	N/A	N/A	N/A	12 %
Near Standard	66 %	60 %	68 %	73 %	N/A	N/A	N/A	69 %
Below Standard	15 %	16 %	24 %	17 %	N/A	N/A	N/A	19 %

WRITING: How well do students communicate in writing?

Area Performance Level	3rd Grade	4th Grade	5th Grade	6th Grade	7th Grade	8th Grade	11th Grade	All
Above Standard	13 %	17 %	28 %	15 %	N/A	N/A	N/A	18 %
Near Standard	55 %	53 %	49 %	65 %	N/A	N/A	N/A	56 %
Below Standard	32 %	30 %	23 %	24 %	N/A	N/A	N/A	27 %

RESEARCH/INQUIRY: How well can students find and present information about a topic?

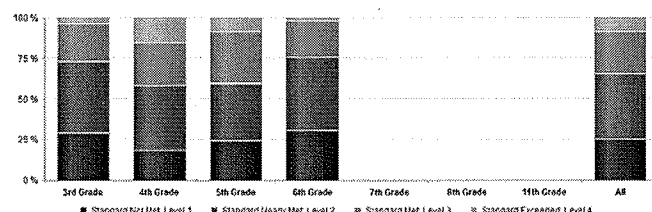
Area Performance Level	3rd Grade	4th Grade	5th Grade	6th Grade	7th Grade	8th Grade	11th Grade	All
Above Standard	22 %	15 %	35 %	19 %	N/A	N/A	N/A	23 %
Near Standard	52 %	68 %	43 %	67 %	N/A	N/A	N/A	66 %
Below Standard	26 %	27 %	21 %	14 %	N/A	N/A	N/A	22 %

105

Rancho Vista- Mathematics

MATHEMATICS

Achievement Level Distribution



Overall Achievement

	3rd Grade	4th Grade	5th Grade	6th Grade	7th Grade	8th Grade	11th Grade	All
# of Students Enrolled	69	115	102	65	N/A	N/A	N/A	393
# of Students Tested	60	111	97	66	N/A	N/A	N/A	362
# of Students With Scores	65	111	97	66	N/A	N/A	N/A	362
Mean Scale Score	2402.1	2468.9	2488.2	2498.9	N/A	N/A	N/A	N/A
Standard Exceeded Level 4	3 %	15 %	8 %	1 %	N/A	N/A	N/A	8 %
Standard Met Level 3	23 %	26 %	32 %	22 %	N/A	N/A	N/A	26 %
Standard Nearly Met Level 2	44 %	40 %	30 %	45 %	N/A	N/A	N/A	41 %
Standard Not Met Level 1	30 %	19 %	25 %	31 %	N/A	N/A	N/A	26 %

106

Achievement Levels- Rancho Vista- Math

CONCEPTS & PROCEDURES: How well do students use mathematical rules and ideas?

Area Performance Level	3rd Grade	4th Grade	5th Grade	6th Grade	7th Grade	8th Grade	11th Grade	All
Above Standard	11 %	30 %	20 %	12 %	N/A	N/A	N/A	19 %
Near Standard	50 %	35 %	41 %	34 %	N/A	N/A	N/A	40 %
Below Standard	39 %	35 %	39 %	55 %	N/A	N/A	N/A	41 %

PROBLEM SOLVING AND MODELING & DATA ANALYSIS: How well can students show and apply their problem solving skills?

Area Performance Level	3rd Grade	4th Grade	5th Grade	6th Grade	7th Grade	8th Grade	11th Grade	All
Above Standard	17 %	19 %	13 %	3 %	N/A	N/A	N/A	14 %
Near Standard	48 %	50 %	46 %	55 %	N/A	N/A	N/A	49 %
Below Standard	35 %	32 %	40 %	42 %	N/A	N/A	N/A	37 %

COMMUNICATING REASONING: How well can students think logically and express their thoughts in order to solve a problem?

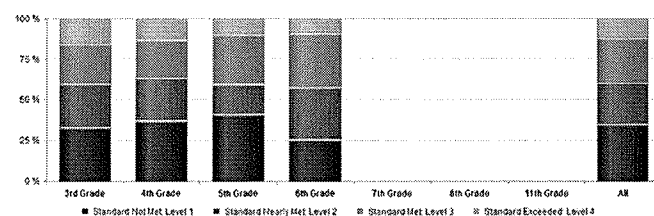
Area Performance Level	3rd Grade	4th Grade	5th Grade	6th Grade	7th Grade	8th Grade	11th Grade	All
Above Standard	9 %	20 %	13 %	1 %	N/A	N/A	N/A	12 %
Near Standard	63 %	50 %	60 %	69 %	N/A	N/A	N/A	59 %
Below Standard	28 %	31 %	27 %	30 %	N/A	N/A	N/A	29 %

107

Sundown English Language Arts

ENGLISH LANGUAGE ARTS/LITERACY

Achievement Level Distribution



Overall Achievement

	3rd Grade	4th Grade	5th Grade	6th Grade	7th Grade	8th Grade	11th Grade	All
# of Students Enrolled	151	142	135	159	N/A	N/A	N/A	590
# of Students Tested	148	141	133	135	N/A	N/A	N/A	577
# of Students With Scores	147	141	132	135	N/A	N/A	N/A	575
Mean Scale Score	2402.7	2438.9	2468.6	2508.1	N/A	N/A	N/A	N/A
Standard Exceeded Level 4	16 %	13 %	10 %	9 %	N/A	N/A	N/A	12 %
Standard Met Level 3	24 %	23 %	39 %	33 %	N/A	N/A	N/A	27 %
Standard Nearly Met Level 2	27 %	26 %	18 %	32 %	N/A	N/A	N/A	25 %
Standard Not Met Level 1	34 %	30 %	42 %	26 %	N/A	N/A	N/A	35 %

108

Achievement Levels- Sundown- ELA

READING: How well do students understand stories and information that they read?

Area Performance Level	3rd Grade	4th Grade	5th Grade	6th Grade	7th Grade	8th Grade	11th Grade	All
Above Standard	14 %	12 %	14 %	15 %	N/A	N/A	N/A	14 %
Near Standard	46 %	45 %	42 %	43 %	N/A	N/A	N/A	44 %
Below Standard	40 %	43 %	44 %	42 %	N/A	N/A	N/A	42 %

LISTENING: How well do students understand spoken information?

Area Performance Level	3rd Grade	4th Grade	5th Grade	6th Grade	7th Grade	8th Grade	11th Grade	All
Above Standard	12 %	9 %	12 %	11 %	N/A	N/A	N/A	11 %
Near Standard	65 %	68 %	61 %	75 %	N/A	N/A	N/A	67 %
Below Standard	23 %	23 %	27 %	14 %	N/A	N/A	N/A	22 %

WRITING: How well do students communicate in writing?

Area Performance Level	3rd Grade	4th Grade	5th Grade	6th Grade	7th Grade	8th Grade	11th Grade	All
Above Standard	16 %	19 %	16 %	13 %	N/A	N/A	N/A	17 %
Near Standard	26 %	47 %	38 %	20 %	N/A	N/A	N/A	45 %
Below Standard	35 %	34 %	44 %	37 %	N/A	N/A	N/A	38 %

RESEARCH/INQUIRY: How well can students find and present information about a topic?

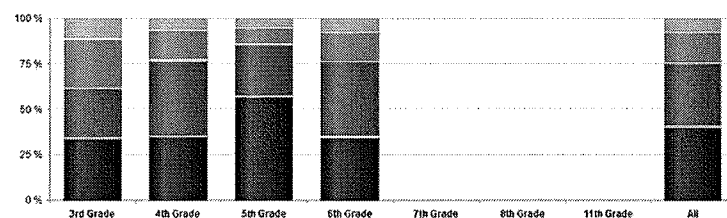
Area Performance Level	3rd Grade	4th Grade	5th Grade	6th Grade	7th Grade	8th Grade	11th Grade	All
Above Standard	18 %	17 %	15 %	27 %	N/A	N/A	N/A	20 %
Near Standard	52 %	45 %	57 %	58 %	N/A	N/A	N/A	53 %
Below Standard	29 %	36 %	24 %	17 %	N/A	N/A	N/A	27 %

109

Sundown-Mathematics

MATHEMATICS

Achievement Level Distribution



Overall Achievement

	3rd Grade	4th Grade	5th Grade	6th Grade	7th Grade	8th Grade	11th Grade	All
# of Students Enrolled	151	142	156	139	N/A	N/A	N/A	590
# of Students Tested	147	141	152	135	N/A	N/A	N/A	575
# of Students With Scores	146	141	152	135	N/A	N/A	N/A	574
Mean Scale Score	2411.8	2431.1	2441.1	2490.2	N/A	N/A	N/A	N/A
Standard Exceeded: Level 4	11 %	5 %	5 %	7 %	N/A	N/A	N/A	7 %
Standard Met: Level 3	27 %	16 %	8 %	16 %	N/A	N/A	N/A	17 %
Standard Nearly Met: Level 2	27 %	42 %	29 %	42 %	N/A	N/A	N/A	35 %
Standard Not Met: Level 1	35 %	36 %	58 %	35 %	N/A	N/A	N/A	42 %

110

Achievement Levels- Sundown-Math

CONCEPTS & PROCEDURES: How well do students use mathematical rules and ideas?

Area Performance Level	3rd Grade	4th Grade	5th Grade	6th Grade	7th Grade	8th Grade	11th Grade	All
Above Standard	23 %	9 %	6 %	14 %	N/A	N/A	N/A	13 %
Near Standard	40 %	29 %	20 %	31 %	N/A	N/A	N/A	30 %
Below Standard	36 %	62 %	74 %	55 %	N/A	N/A	N/A	57 %

PROBLEM SOLVING AND MODELING & DATA ANALYSIS: How well can students show and apply their problem solving skills?

Area Performance Level	3rd Grade	4th Grade	5th Grade	6th Grade	7th Grade	8th Grade	11th Grade	All
Above Standard	20 %	7 %	5 %	5 %	N/A	N/A	N/A	9 %
Near Standard	47 %	45 %	33 %	50 %	N/A	N/A	N/A	43 %
Below Standard	34 %	48 %	63 %	44 %	N/A	N/A	N/A	47 %

COMMUNICATING REASONING: How well can students think logically and express their thoughts in order to solve a problem?

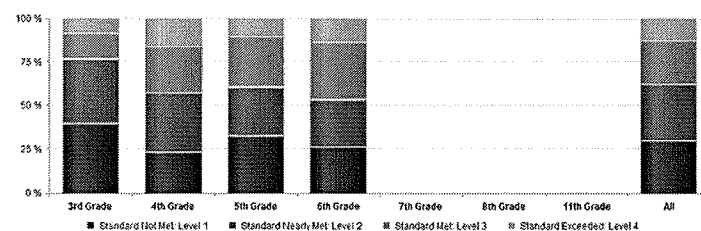
Area Performance Level	3rd Grade	4th Grade	5th Grade	6th Grade	7th Grade	8th Grade	11th Grade	All
Above Standard	17 %	10 %	5 %	7 %	N/A	N/A	N/A	10 %
Near Standard	53 %	45 %	41 %	50 %	N/A	N/A	N/A	49 %
Below Standard	30 %	45 %	55 %	34 %	N/A	N/A	N/A	41 %

111

Valley View-English Language Arts

ENGLISH LANGUAGE ARTS/LITERACY

Achievement Level Distribution



Overall Achievement

	3rd Grade	4th Grade	5th Grade	6th Grade	7th Grade	8th Grade	11th Grade	All
# of Students Enrolled	115	118	107	105	N/A	N/A	N/A	445
# of Students Tested	110	116	105	105	N/A	N/A	N/A	437
# of Students With Scores	110	115	104	105	N/A	N/A	N/A	434
Mean Scale Score	2382.3	2454.9	2479.1	2518.8	N/A	N/A	N/A	N/A
Standard Exceeded Level 4	6 %	16 %	10 %	13 %	N/A	N/A	N/A	12 %
Standard Met Level 3	14 %	26 %	29 %	33 %	N/A	N/A	N/A	25 %
Standard Nearly Met Level 2	37 %	34 %	26 %	27 %	N/A	N/A	N/A	32 %
Standard Not Met Level 1	41 %	24 %	34 %	27 %	N/A	N/A	N/A	31 %

112

Achievement Levels- Valley View -ELA

READING: How well do students understand stories and information that they read?

Area Performance Level	3rd Grade	4th Grade	5th Grade	6th Grade	7th Grade	8th Grade	11th Grade	All
Above Standard	12 %	18 %	15 %	11 %	N/A	N/A	N/A	14 %
Near Standard	39 %	53 %	49 %	52 %	N/A	N/A	N/A	49 %
Below Standard	49 %	31 %	36 %	36 %	N/A	N/A	N/A	36 %

LISTENING: How well do students understand spoken information?

Area Performance Level	3rd Grade	4th Grade	5th Grade	6th Grade	7th Grade	8th Grade	11th Grade	All
Above Standard	8 %	9 %	10 %	8 %	N/A	N/A	N/A	9 %
Near Standard	64 %	73 %	70 %	75 %	N/A	N/A	N/A	71 %
Below Standard	26 %	17 %	20 %	17 %	N/A	N/A	N/A	21 %

WRITING: How well do students communicate in writing?

Area Performance Level	3rd Grade	4th Grade	5th Grade	6th Grade	7th Grade	8th Grade	11th Grade	All
Above Standard	5 %	16 %	16 %	18 %	N/A	N/A	N/A	14 %
Near Standard	59 %	62 %	48 %	54 %	N/A	N/A	N/A	54 %
Below Standard	45 %	22 %	36 %	28 %	N/A	N/A	N/A	32 %

RESEARCH/INQUIRY: How well can students find and present information about a topic?

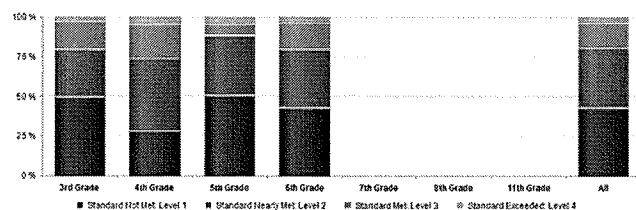
Area Performance Level	3rd Grade	4th Grade	5th Grade	6th Grade	7th Grade	8th Grade	11th Grade	All
Above Standard	10 %	17 %	21 %	34 %	N/A	N/A	N/A	21 %
Near Standard	56 %	62 %	62 %	48 %	N/A	N/A	N/A	56 %
Below Standard	35 %	21 %	17 %	18 %	N/A	N/A	N/A	23 %

113

Valley View- Mathematics

MATHEMATICS

Achievement Level Distribution



Overall Achievement

	3rd Grade	4th Grade	5th Grade	6th Grade	7th Grade	8th Grade	11th Grade	All
# of Students Enrolled	115	118	107	100	N/A	N/A	N/A	440
# of Students Tested	110	115	106	100	N/A	N/A	N/A	432
# of Students With Break	110	114	104	100	N/A	N/A	N/A	433
Mean Scale Score	2383.1	2439.6	2448.8	2478.4	N/A	N/A	N/A	N/A
Standard Exceeded Level 4	2 %	4 %	4 %	3 %	N/A	N/A	N/A	3 %
Standard Met Level 3	17 %	21 %	6 %	16 %	N/A	N/A	N/A	15 %
Standard Nearly Met Level 2	30 %	46 %	46 %	38 %	N/A	N/A	N/A	38 %
Standard Not Met Level 1	51 %	29 %	52 %	44 %	N/A	N/A	N/A	44 %

114

Achievement Levels- Valley View- Math

CONCEPTS & PROCEDURES: How well do students use mathematical rules and ideas?

Area Performance Level	3rd Grade	4th Grade	5th Grade	6th Grade	7th Grade	8th Grade	11th Grade	All
Above Standard	6 %	10 %	7 %	3 %	N/A	N/A	N/A	7 %
Near Standard	36 %	36 %	23 %	37 %	N/A	N/A	N/A	33 %
Below Standard	57 %	54 %	70 %	60 %	N/A	N/A	N/A	60 %

PROBLEM SOLVING AND MODELING & DATA ANALYSIS: How well can students show and apply their problem solving skills?

Area Performance Level	3rd Grade	4th Grade	5th Grade	6th Grade	7th Grade	8th Grade	11th Grade	All
Above Standard	9 %	11 %	4 %	6 %	N/A	N/A	N/A	7 %
Near Standard	39 %	47 %	38 %	49 %	N/A	N/A	N/A	43 %
Below Standard	52 %	42 %	58 %	45 %	N/A	N/A	N/A	49 %


COMMUNICATING REASONING: How well can students think logically and express their thoughts in order to solve a problem?

Area Performance Level	3rd Grade	4th Grade	5th Grade	6th Grade	7th Grade	8th Grade	11th Grade	All
Above Standard	5 %	10 %	3 %	8 %	N/A	N/A	N/A	6 %
Near Standard	60 %	47 %	47 %	63 %	N/A	N/A	N/A	54 %
Below Standard	35 %	43 %	50 %	30 %	N/A	N/A	N/A	39 %

115

Patterns and Trends

- Achievement levels mirror state and county
- Comparison of ELA scores show growth as grade level increases
- Disparities between student groups persist





116

Points to Consider

- Implementation of new curriculum
- Transition to Next Generation Science Standards
- Impact of educational technology
- Support of new staff members



Next Steps



- Identify programmatic strengths and areas for improvement
- Identify disparities between student groups, grade levels, across sites
- Continue to build staff capacity to use formative and summative assessment data strategically
- Align CAASPP data with other metrics (qualitative and quantitative)
- Re-visit, re-evaluate LCAP goals, activities, services
- Align LCAP goals, activities, services with Title I, II, III activities/services

BOARD AGENDA

April 18, 2017

TO: BOARD OF TRUSTEES

PREPARED BY: Scott Brewer, Director Student Support Services

SUBJECT: Memorandum of Understanding 17-15, between Westside Union School District and the CHILDREN'S BUREAU PALMDALE

BACKGROUND:

WUSD works with various community mental health agencies to provide access to specific services to students with need in this area. This program addresses gaps in access to mental health services for children left by the discontinuation of AB3632.

PROGRAM/EDUCATIONAL IMPLICATION:

Children's Bureau shall provide counseling/therapy and psychiatric services to Westside Union School District students (hereinafter, services are collectively referred to as "services"). All services shall be provided at no cost to students. Children's Bureau will bill Medi-Cal and/or Healthy Families for services provided. ALL students seen must be eligible for EPSDT Medi-Cal with NO share of cost (Full scope) and meet medical necessity based on Medi-Cal criteria. Services are dependent on available funding. ALL services shall be provided by licensed therapists and/or by unlicensed interns under the direct supervision of licensed therapists, licensed physicians and in class positive behavioral interventists.

COST ANALYSIS:

No cost

ASSISTANT SUPERINTENDENT EDUCATIONAL SERVICES RECOMMENDATION:

Approval

AGREEMENT BETWEEN WESTSIDE UNION SCHOOL DISTRICT
AND CHILDREN'S BUREAU – PALMDALE

Westside Union School District
41914 50th Street West
Quartz Hill, CA 93536
661-722-0716
661-722-1046 (Fax)

Children's Bureau
1529 East Palmdale Blvd #210
Palmdale, CA 93550
661-272-9996
661-272-0438 (Fax)

THIS MEMORANDUM OF UNDERSTANDING is approved and entered into as of this 22nd day of March, 2017, by and between Westside Union School District and Children's Bureau – Palmdale. In consideration of the promises and of the mutual covenants and agreements hereinafter contained, and for good and valuable consideration, the receipt and sufficiency of which are hereby acknowledged, Westside Union School District and Children's Bureau – Palmdale do hereby covenant and agree as follows:

1. Term of Agreement:

This Agreement shall commence on March 22nd 2017. Thereafter, unless sooner terminated as herein provided, this Agreement shall automatically be renewed annually for successive three (3) year terms.

2. Termination

Either party to this Agreement may terminate the Agreement, with or without cause, upon thirty (30) days prior written notice.

3. Services:

The Children's Bureau – Palmdale shall provide counseling/therapy and psychiatric services to Westside Union School District students (hereinafter, services are collectively referred to as "services"). All services shall be provided at no cost to students. The Children's Bureau – Palmdale will bill Medi-Cal for service provided. ALL students seen must be eligible for EPSDT Medi-Cal with NO share of cost (Full scope) and meet medical necessity based on Medi-Cal criteria. Services are dependent on available funding. ALL services shall be provided by licensed therapists and/or by unlicensed interns under the direct supervision of licensed therapists, licensed physicians and in class positive behavioral interventists.

4. Staff Requirements:

The Children's Bureau – Palmdale shall notify the District of all persons performing services to District students. The Children's Bureau – Palmdale shall also notify the district of all persons no longer performing services to students.

No person shall perform any services or have any contact with students pursuant to this Agreement unless The Children's Bureau – Palmdale first provides Westside Union School District with prior written proof, demonstrating that person's compliance with each of the following requirements:

- A. Each therapist/practitioner providing services pursuant to this agreement shall submit proof of holding an appropriate license or be under the supervision of a therapist holding such license.
- B. Each therapist/practitioner, unlicensed intern, or other person having contact with students pursuant to this Agreement shall submit proof of complying with the tuberculosis examination, in the manner described in Education Code 49406(al) and shall be determined free of active tuberculosis.
- C. Each therapist/practitioner, unlicensed intern or other person having contact with students pursuant to this Agreement shall submit proof of clearance from the Department of Justice, for fingerprinting examination.
- D. In the event The Children's Bureau – Palmdale is notified by the Department of Justice of any circumstance that could potentially change the DOJ Fingerprint clearance status of any therapist/practitioner, unlicensed intern or other person having contact with students a Westside Union School District student, The Children's Bureau – Palmdale agrees to promptly notify Westside Union School District of the change including but not limited to notice of subsequent arrest.

5. Supervision of Staff:

While engaged in the performance of this Agreement, The Children's Bureau – Palmdale is an independent contractor and is not an Officer, agent or employee of Westside Union School District. The Children's Bureau – Palmdale shall be solely responsible for provision of services pursuant to this Agreement, and shall ensure adequate supervision and training of all personnel.

6. Approval:

No person shall perform any services or have any contact with students without prior approval from Westside Union School District. Individuals providing services to district students shall submit a services provider application to Westside Union School District. It is understood that Westside Union School District may grant or deny such approval with or without cause.

7. Parental Consent:

No services shall be provided to any student pursuant to this Agreement without prior written approval from the student's parent/guardian. The Children's Bureau – Palmdale shall develop, and utilize, in all cases and for each student, a standardized parent/guardian consent form.

8. Student Privacy and Pupil Records:

The Children's Bureau – Palmdale shall not have access to student names, addresses, or other pupil record information without prior written parent/guardian consent, as herein provided. The Children's Bureau – Palmdale and Westside Union School District shall jointly develop procedures whereby students may be identified for referral, and whereby referrals may be transmitted to the parent/guardian. All such procedures shall protect student privacy.

Confidentiality of pupil records shall be maintained. The Children's Bureau – Palmdale agrees to maintain any and all pupil records in a secure location.

Additionally, client/pupil records held by The Children's Bureau – Palmdale must be maintained securely and confidentially in accordance with HIPPA Laws to protect patient privacy.

9. Insurance:

The Children's Bureau – Palmdale agrees to maintain in full force and effect throughout the duration of the Agreement a suitable policy or policies of professional and general liability insurance, insurance against all bodily injury, property damage, personal injury, and other loss or liability caused by or connected to The Children's Bureau – Palmdale performances pursuant to this Agreement. Such insurance shall be in amounts not less than 1,000,000 per occurrence; \$3,000,000 for annual aggregate and \$1,000,000 for property damage. Westside Union School District shall not be subject to any deductible or self-insured retention obligation under such policy or policies, and all such amounts shall be the responsibility of The Children's Bureau – Palmdale.

All insurance required under this Agreement shall be issued as primary policy and contain an endorsement requiring thirty (30) days written notice from the insurance company to both parties hereto before cancellation or change in coverage, scope or amount of any policy, The Children's Bureau – Palmdale, its directors, officers, agents employees and consultants, shall be designated as additional named insured on each and every such policy or policies without obligation for any deductible or self-insured retention as provided in Section 4(b), above. The Children's Bureau – Palmdale shall provide Westside Union School District with certificate(s) of insurance. All insurance shall be primary and noncontributory as respects to Westside Union School District insured entities. Any insurance or self-insured coverage maintained by the School District shall be in excess of the organizations insurance and shall not contribute with it.

10. Indemnity:

The Children's Bureau – Palmdale agrees to indemnify and hold harmless Westside Union School District, its officers, agents, employees, and volunteers against all claims, damages, losses and expenses including attorney's fees arising out of the performance of the work described herein, caused in whole or in part by any negligent act or omission of the organizations, anyone directly or indirectly employed by any of them or anyone for whose acts any of them may be liable, except where caused by the active negligence; sole negligence or willful misconduct of the School District.

11. District Facilities and Equipment:

Westside Union School District agrees to provide reasonable and adequate space to The Children's Bureau – Palmdale at mutually convenient times to enable The Children's Bureau – Palmdale to provide Services pursuant to this Agreement. Westside Union School District additionally agrees to provide, The Children's Bureau – Palmdale with access to copiers, facsimile machines and telephones to enable The Children's Bureau – Palmdale to provide Services pursuant to this Agreement.

12. Compliance With Laws:

Both parties shall comply with all applicable State and Federal law.

13. Notices and Approval:

Any notice pursuant to this Agreement shall be made in writing, via United States mail, to the person identified immediately below, which persons shall also be responsible for final approval of all forms and/or procedures referenced herein.

Westside Union School District
Shawn Cabey
Assistant Superintendent
Administrative Services
41914 N. 50th Street West
Quartz Hill, CA 93536

The Children's Bureau - Palmdale
1529 East Palmdale Boulevard, Suite 210
Palmdale, CA 93550


IN WITNESS WHEREOF, this MEMORANDUM OF UNDERSTANDING has been
executed by the parties hereto as of the date set forth above.

Westside Union School District

By: _____
Shawn Cabey
Assistant Superintendent

Board Approved Date:

The Children's Bureau - Palmdale

By: 
Print Name: Susan J. Wood, LMFT
Title: Mental Health Program Manager



CERTIFICATE OF LIABILITY INSURANCE

DATE (MM/DD/YYYY)

3/9/2017

THIS CERTIFICATE IS ISSUED AS A MATTER OF INFORMATION ONLY AND CONFERS NO RIGHTS UPON THE CERTIFICATE HOLDER. THIS CERTIFICATE DOES NOT AFFIRMATIVELY OR NEGATIVELY AMEND, EXTEND OR ALTER THE COVERAGE AFFORDED BY THE POLICIES BELOW. THIS CERTIFICATE OF INSURANCE DOES NOT CONSTITUTE A CONTRACT BETWEEN THE ISSUING INSURER(S), AUTHORIZED REPRESENTATIVE OR PRODUCER, AND THE CERTIFICATE HOLDER.

IMPORTANT: If the certificate holder is an ADDITIONAL INSURED, the policy(ies) must be endorsed. If SUBROGATION IS WAIVED, subject to the terms and conditions of the policy, certain policies may require an endorsement. A statement on this certificate does not confer rights to the certificate holder in lieu of such endorsement(s).

PRODUCER
Arthur J. Gallagher & Co.
Insurance Brokers of CA, Inc. LIC # 0726293
505 N Brand Blvd, Suite 600
Glendale CA 91203

CONTACT
NAME: MaryAnn Haggerty
PHONE (A/C, No, Ext): 818-539-2300 FAX (A/C, No): 818-539-2301
E-MAIL: MaryAnn_Haggerty@ajg.com
ADDRESS:

INSURER(S) AFFORDING COVERAGE

NAIC #

INSURER A: Berkley National Insurance Company

38911

INSURER B:

INSURER C:

INSURER D:

INSURER E:

INSURER F:

INSURED
Children's Bureau of Southern California
1910 Magnolia Avenue
Los Angeles, CA 90007

COVERAGES

CERTIFICATE NUMBER: 1046697984

REVISION NUMBER:

THIS IS TO CERTIFY THAT THE POLICIES OF INSURANCE LISTED BELOW HAVE BEEN ISSUED TO THE INSURED NAMED ABOVE FOR THE POLICY PERIOD INDICATED. NOTWITHSTANDING ANY REQUIREMENT, TERM OR CONDITION OF ANY CONTRACT OR OTHER DOCUMENT WITH RESPECT TO WHICH THIS CERTIFICATE MAY BE ISSUED OR MAY PERTAIN, THE INSURANCE AFFORDED BY THE POLICIES DESCRIBED HEREIN IS SUBJECT TO ALL THE TERMS, EXCLUSIONS AND CONDITIONS OF SUCH POLICIES. LIMITS SHOWN MAY HAVE BEEN REDUCED BY PAID CLAIMS.

INSR LTR	TYPE OF INSURANCE	ADDL SUBR INSD WVD	POLICY NUMBER	POLICY EFF (MM/DD/YYYY)	POLICY EXP (MM/DD/YYYY)	LIMITS
A	<input checked="" type="checkbox"/> COMMERCIAL GENERAL LIABILITY <input type="checkbox"/> CLAIMS-MADE <input checked="" type="checkbox"/> OCCUR GEN'L AGGREGATE LIMIT APPLIES PER: <input checked="" type="checkbox"/> POLICY <input type="checkbox"/> PROJECT <input type="checkbox"/> LOC OTHER:	Y	HHS 8525752-10	11/27/2016	11/27/2017	EACH OCCURRENCE \$1,000,000 DAMAGE TO RENTED PREMISES (Ea occurrence) \$100,000 MED EXP (Any one person) \$5,000 PERSONAL & ADV INJURY \$1,000,000 GENERAL AGGREGATE \$3,000,000 PRODUCTS - COMP/OP AGG \$3,000,000 No Deductible \$
A	<input checked="" type="checkbox"/> AUTOMOBILE LIABILITY <input checked="" type="checkbox"/> ANY AUTO <input type="checkbox"/> ALL OWNED AUTOS <input type="checkbox"/> SCHEDULED AUTOS <input type="checkbox"/> HIRED AUTOS <input type="checkbox"/> NON-OWNED AUTOS		HHS 8525752-10	11/27/2016	11/27/2017	COMBINED SINGLE LIMIT (Ea accident) \$1,000,000 BODILY INJURY (Per person) \$ BODILY INJURY (Per accident) \$ PROPERTY DAMAGE (Per accident) \$ No Deductible on \$Auto Liability
A	<input type="checkbox"/> UMBRELLA LIAB <input checked="" type="checkbox"/> OCCUR <input checked="" type="checkbox"/> EXCESS LIAB <input type="checkbox"/> CLAIMS-MADE <input type="checkbox"/> DED <input type="checkbox"/> RETENTION \$		HHN 8566484-10	11/27/2016	11/27/2017	EACH OCCURRENCE \$5,000,000 AGGREGATE \$5,000,000 \$
	WORKERS COMPENSATION AND EMPLOYERS' LIABILITY ANY PROPRIETOR/PARTNER/EXECUTIVE OFFICER/MEMBER EXCLUDED? (Mandatory in NH) If yes, describe under DESCRIPTION OF OPERATIONS below	Y/N <input checked="" type="checkbox"/> N N/A				PER STATUTE <input type="checkbox"/> OTH-ER <input type="checkbox"/> E.L. EACH ACCIDENT \$ E.L. DISEASE - EA EMPLOYEE \$ E.L. DISEASE - POLICY LIMIT \$
A	Professional Liab No Deductible Sexual Misconduct		HHS 8525752-10	11/27/2016	11/27/2017	Per Occurrence 1,000,000 Aggregate 3,000,000 Per Claim/Agg 1,000,000/3,000,00

DESCRIPTION OF OPERATIONS / LOCATIONS / VEHICLES (ACORD 101, Additional Remarks Schedule, may be attached if more space is required)

Westside Union School District Los Angeles County is named additional insured with respect to the operations of the named insured.

CERTIFICATE HOLDER

Westside Union School District
41914 50th St W
Lancaster, CA 93536

CANCELLATION

SHOULD ANY OF THE ABOVE DESCRIBED POLICIES BE CANCELLED BEFORE THE EXPIRATION DATE THEREOF, NOTICE WILL BE DELIVERED IN ACCORDANCE WITH THE POLICY PROVISIONS.

AUTHORIZED REPRESENTATIVE

© 1988-2014 ACORD CORPORATION. All rights reserved.

THIS ENDORSEMENT CHANGES THE POLICY. PLEASE READ CAREFULLY.

GENERAL LIABILITY BROADENING ENDORSEMENT

This endorsement modifies the insurance provided under the following:

COMMERCIAL GENERAL LIABILITY COVERAGE PART

Throughout this endorsement, the words "you" and "your" refer to the Named Insured shown in the Declarations. The word "we," "us," and "our" refer to the company providing this insurance.

The following is only a summary of the additional coverages provided by this endorsement and is provided only for your reference and convenience. For the Limits of Insurance and the additional coverages provided by this endorsement, read the provisions on the following pages and the Coverage Form, which this endorsement modifies.

SUBJECTS OF INSURANCE
Broadened Bodily Injury
Broadened Personal and Advertising Injury
Broadened Property Damage
Broadened Fire, Lightning, Explosion, and Sprinkler Leakage - \$500,000
Broadened Medical Payments - \$10,000
Broadened Supplementary Benefits
a. Bail Bonds - \$1,000
b. Expenses Incurred to Assist in Defense - \$500 per Day
Broadened Newly Acquired or Formed Organization
Broadened Non-Owned or Chartered Watercraft or Aircraft
Broadened Commercial General Liability Conditions
a. Duties in the Event of Occurrence, Offense, Claim, or Suit
b. Liberalization – Automatic Coverage If We Adopt Broader Coverages
c. Notice to Company
Automatic Coverage for "Special Events"
Automatic Additional Insureds
a. Athletic Activity Participants
b. Contractual Obligations
c. Funding Sources
d. Manager or Lessor of Premises
e. Owner, Manager, Operator, or Lessor of "Special Event" Premises
f. Supervisors or Higher in Rank – Co-Employee Exclusion Removed
g. Limitations
Blanket Waiver of Subrogation
Priority of Application for Multiple Insureds

The coverages listed in this endorsement are provided as extensions or additions to your insurance program.

A. BROADENED BODILY INJURY

Paragraph 3. of **Section V – Definitions** is deleted and replaced with the following:

3. "Bodily injury" means physical injury, sickness, or disease sustained by a person, including death resulting from any of these. "Bodily injury" also means mental injury, mental anguish, humiliation, or shock sustained by a person, if directly resulting from physical injury, sickness, or disease sustained by that person.

B. BROADENED PERSONAL AND ADVERTISING INJURY

1. Paragraph 14. of **Section V – Definitions** is deleted and replaced with the following:

14. "Personal and Advertising Injury" means injury, including consequential "bodily injury" arising out of one or more of the following offenses during the policy period.

- a. False arrest, detention, or imprisonment;
- b. Malicious prosecution or abuse of process;
- c. The wrongful eviction from, wrongful entry into, or invasion of the right of private occupancy of a room, dwelling, or premises that a person occupies by or on behalf of its owner, landlord, or lessor;
- d. Oral, written, televised, videotaped, or electronic publication of material that slanders or libels a person or organization or disparages a person's or organization's goods, products, or services;
- e. Oral, written, televised, videotaped or electronic publication of material that violates a person's right of privacy; or
- f. Misappropriation of advertising ideas or style of doing business; or
- g. Infringement of copyright, title, or slogan.
- h. Mental injury, mental anguish, humiliation, or shock, if directly resulting from Items 14.a. through 14.g. above.

2. Exclusions 2.b. and 2.c. under **Coverage B Personal and Advertising Injury Liability** are deleted and replaced with the following:

b. Material Published with Knowledge of Falsity

"Personal and advertising injury" arising out of oral, written, televised, videotaped, or electronic publication of material, if done by or at the direction of the insured with knowledge of its falsity;

c. Material Published Prior to Policy Period

"Personal and advertising injury" arising out of oral, written, televised, videotaped, or electronic publication of material whose first publication took place before the beginning of the policy period;

C. BROADENED PROPERTY DAMAGE

Exclusion 2.a. under **Coverage A Bodily Injury and Property Damage Liability** is deleted and replaced with the following:

a. Expected Or Intended Injury

"Bodily injury" or "property damage" expected or intended from the standpoint of the insured. This exclusion does not apply to "bodily injury" or "property damage" resulting from the use of reasonable force to protect persons or property.

D. BROADENED FIRE, LIGHTNING, EXPLOSION AND SPRINKLER LEAKAGE

1. Paragraph 6. under **Section III – Limits Of Insurance** is deleted and replaced with the following:

6. Subject to 5. above, the Damage to Premises Rented to You Limit is the most we will pay under Coverage A for damages because of "property damage" to:

- a. Any one premises while rented to you, or in the case of damage by fire, while rented to you or temporarily occupied by you with permission of the owner; and
- b. Personal property of others in your care, custody, or control, while at premises rented to you or in the case of damage by fire, while rented to you or temporarily occupied by you with permission of the owner, arising out of any one fire, lightning, explosion or sprinkler leakage occurrence.

The Damage to Premises Rented to You Limit is the greater of:

- c. \$500,000; or
- d. The amount shown in the Declarations for Damage to Premises Rented to You Limit.

2. Paragraph 2. Exclusions of Coverage A Bodily Injury and Property Damage Liability is amended as follows:

Paragraphs c. through n., do not apply to damage by fire, lightning, explosion, or sprinkler leakage to premises while rented to you or temporarily occupied by you with permission of the owner. A separate limit of insurance applies to this coverage as described in **Section III – Limits Of Insurance**.

3. Paragraph 4. Other Insurance of Section IV – Commercial General Liability Conditions is amended as follows:

Paragraph b. (1) (a) (ii) is deleted and replaced with the following:

- (ii) That is Fire, Lightning, Explosion, or Sprinkler Leakage insurance for premises rented to you or temporarily occupied by you with permission of the owner; or

4. Paragraph 9.a. under Section V – Definitions is deleted and replaced with the following:

- a. A contract for a lease of premises. However, that portion of the contract for a lease of premises that indemnifies any person or organization for damage by fire, lightning, explosion or sprinkler leakage to premises while rented to you or temporarily occupied by you with permission of the owner is not an "insured contract";

5. This Broadened Coverage is subject to all the terms of **Section III – Limits Of Insurance**.

6. This Broadened Coverage does not apply if Fire Damage Liability of COVERAGE A (SECTION I) is excluded either by the Declaration to this Coverage Part or by an endorsement to this Coverage Part.

E. BROADENED MEDICAL PAYMENTS

1. The following provision is added to Paragraph 7. of **Section III – Limits Of Insurance**:

The Medical Expense Limit shall be the greater of:

- a. \$10,000; or
- b. The amount shown in the Declarations for Medical Expense Limit.

2. This Medical Expense Limit is subject to all the terms of **Section III – Limits Of Insurance**.

3. This above Medical Expense Limit does not apply if **Coverage C Medical Payments** is excluded either by the Declaration to this Coverage Part or by an endorsement to this Coverage Part.

F. BROADENED SUPPLEMENTARY PAYMENTS

Paragraphs 1.b. and 1.d. under **Supplementary Payments – Coverages A and B** are deleted and replaced with the following:

- b. Up to \$1,000 for cost of bail bonds required because of accidents or traffic law violations arising out of the use of any vehicle to which the Bodily Injury Liability Coverage applies. We do not have to furnish these bonds.
- d. All reasonable expenses incurred by the insured at our request to assist us in the investigation or defense of the claim or "suit," including actual loss of earnings up to \$500 a day because of time off from work.

G. BROADENED NEWLY ACQUIRED OR FORMED ORGANIZATION

Paragraph 3.a under **Section II – Who Is An Insured** is deleted and replaced by the following:

- a. Coverage under this provision is afforded only until the 120th day after you acquire or form the organization or the end of the policy period, whichever is earlier.

H. BROADENED NON-OWNED OR CHARTERED WATERCRAFT OR AIRCRAFT

Exclusion 2.g. under **Coverage A Bodily Injury and Property Damage Liability** is deleted and replaced by the following:

- g. "Bodily injury" or "property damage" arising out of the ownership, maintenance, use, or entrustment to others of any aircraft, "auto," or watercraft owned by or operated by, or rented or loaned to, any insured. Use includes operation and "loading or unloading".

This exclusion does not apply to:

- (1) A watercraft while ashore on premises you own or rent;
- (2) A watercraft you do not own that is:
 - (a) Less than 51 feet long; and
 - (b) Not being used to carry persons or property for a charge;
- (3) Parking an "auto" on, or on the ways next to premises you own or rent, provided the "auto" is not owned by or rented, or loaned to you or the insured;

- (4) Liability assumed under any "insured contract" for the ownership, maintenance, or use of aircraft, watercraft, or "autos"; or
- (5) "Bodily injury" or "property damage" arising out of the operation of any of the equipment listed in Paragraph f. (2) or f. (3) of **Section V – Definitions**, Paragraph 12., "Mobile Equipment"; or
- (6) An aircraft you do not own that is:
 - (a) Hired, chartered, or loaned with a crew; and
 - (b) Not owned in whole or in part by any insured.
- (7) This insurance does not apply, under Paragraph g.(1) and g.(2) above, if the insured has any other insurance for "bodily injury" or "property damage" which would also apply to loss covered under this provision, whether the other insurance is primary, excess, contingent, or on any other basis.
- (8) This insurance is excess, under Paragraph g. (6) above, over any other insurance, whether the other insurance is primary, excess, contingent or on any other basis.

I. BROADENED COMMERCIAL GENERAL LIABILITY CONDITIONS

- 1. Paragraph 2. **Duties In The Event Of Occurrence, Offense, Claims Or Suit** under **Section IV – Commercial General Liability Conditions** is amended to add the following provision:
 - e. Your obligation to notify us as soon as practicable of an "occurrence," or offense under Paragraph 2.a. above, or a claim or "suit" or offense under Paragraphs 2.a., 2.b., and 2.c above, is satisfied if you send us written notice as soon as practicable after any of your "executive officers," directors, partners, insurance managers, or legal representatives becomes aware of, or should have become aware of, such "occurrence," offense, claim or "suit."
- 2. The following provisions are added to **Section IV – Commercial General Liability Conditions**:

10. Liberalization

If we adopt any revision that would broaden the coverage under this coverage part without additional premium within 30 days prior to or during the policy period, the broadened coverage will immediately apply to this coverage part.

11. Notice To Company

If you report an "occurrence" or offense to your Workers' Compensation insurer which later becomes a claim under this Coverage Part, failure to report such "occurrence" or offense to us at the time of the "occurrence" or offense will not be considered a violation of the **Duties In The Event Of Occurrence, Offense, Claim Or Suit Condition**, if you notify us as soon as practicable when you become aware that the "occurrence" or offense has become a liability claim.

J. AUTOMATIC COVERAGE FOR SPECIAL EVENTS

- 1. You are automatically covered for all "special events" which you organize, promote, administer, sponsor, or conduct during the term of this policy.
- 2. **Section V – Definitions** is amended to add the following paragraph:
 - 23. "Special Event" means any event:
 - a. The purpose of which is to raise funds for you; or
 - b. To recognize the accomplishments of your organization, your "employees," or your volunteer workers; or
 - c. Which you, or an individual or organization with whom you have entered into a contract or agreement, organize, promote, administer, sponsor, or conduct for the purposes described in Paragraphs a. or b. above; and
 - d. Which takes place on premises owned by you, or on premises while rented or leased to you or to that organization described in Paragraph c. above.

K. AUTOMATIC ADDITIONAL INSURED(S)

The following provisions are added to **Section II – Who Is An Insured**:

- 4. **Automatic Additional Insured(s)**
 - a. **Additional Insureds – Athletic Activity Participants**
 - (1) This policy is amended to include as an insured any person(s) [hereinafter called Additional Insured(s)] representing you while participating in amateur athletic activities that you sponsor. However, no such person is an insured for:
 - (a) "Medical expenses" under **Coverage C Medical Payments**.
 - (b) "Bodily Injury" to:

- (i) A co-participant, your volunteer worker or your "employee" while participating in amateur athletic activities that you sponsor; or
- (ii) You, or any partner or member, (if you are a partnership or joint venture), or any member (if you are a limited liability company); or
- (c) "Property damage" to property owned by, occupied or used by, rented to, in the care, custody, or control of, or over which physical control is being exercised for any purpose by:
 - (i) A co-participant, your volunteer worker, or your "employee"; or
 - (ii) You, or any partner or member, (if you are a partnership or joint venture), or any member (if you are a limited liability company).

b. Additional Insured – Contractual Obligations

- (1) This policy is amended to include as an insured any person or organization (hereinafter called Additional Insured) that you are required by a written "insured contract"; to include as an insured, subject to all of the following provisions:
 - (a) Coverage is limited to liability arising out of:
 - (i) Your ongoing operations performed for such Additional Insured; or
 - (ii) Such Additional Insured's financial control of you; or
 - (iii) The maintenance, operation or use by you of equipment leased to you by such Additional Insured; or
 - (iv) A permit issued to you by a state or political subdivision.
 - (b) Coverage does not apply to any "occurrence" or offense:
 - (i) Which took place before the execution of, or subsequent to the completion or expiration of, the written "insured contract"; or

- (ii) Which takes place after you cease to be a tenant in that premises.
- (c) With respect to architects, engineers, or surveyors, coverage does not apply to "Bodily Injury," "Property Damage," "Personal Injury," or "Advertising Injury" arising out of the rendering or the failure to render any professional services by or for you including:
 - (i) The preparing, approving, or failing to approve or prepare maps, drawings, opinions, reports, surveys, change orders, designs or specifications; and
 - (ii) Supervisory, inspection, or engineering services.
- (d) Coverage provided herein shall be considered excess over any other valid and collectible insurance available to the Additional Insured whether that other insurance is primary, excess, contingent, or on any other basis unless a written contractual arrangement specifically requires this insurance to be primary.
- (e) In the event that you are engaged in the manufacture or assembly of any goods or products for the benefit or at the direction of another party, pursuant to a contract or agreement with that party, this paragraph (e). does not extend coverage to that party as an Additional Insured. Coverage for such a party will be extended only by a specific endorsement issued by us and naming such party.

c. Additional Insured – Funding Sources

- (1) This policy is amended to include as an insured any Funding Source (hereinafter called Additional Insured) which requires you in a written contract to name such Additional Insured but only with respect to liability arising out of your premises or "your work" for such Additional Insured, and only to the extent set forth as follows:

- (a) The Limits of Insurance applicable to the Additional Insured are the lesser of those specified in the written contract or agreement or in the Declarations for this policy and subject to all the terms, conditions and exclusions for this policy. The Limits of Insurance applicable to the Additional Insured are inclusive of, and not in addition to, the Limits of Insurance shown in the Declarations.
 - (b) The coverage provided to the Additional Insured is not greater than that customarily provided by the policy forms specified in and required by the contract.
 - (c) In no event shall the coverages or Limits of Insurance in this Coverage Form be increased by such contract.
 - (d) Coverage provided herein shall be considered excess over any other valid and collectible insurance available to the Additional Insured whether that other insurance is primary, excess, contingent, or on any other basis unless a written contractual arrangement specifically requires this insurance to be primary.
- d. Additional Insured – Manager or Lessor of Premises**
- (1) This policy is amended to include as an insured any person or organization (hereinafter called Additional Insured) from whom you lease or rent your premises and which requires you to add such person or organization as an Additional Insured in this policy under:
 - (a) A written contract; or
 - (b) An oral agreement or contract where a Certificate of Insurance has been issued showing that person or organization as an Additional Insured; but only if the written or oral agreement is an "insured contract";
 - (i) Currently in effect or to become effective during the term of this policy; and
 - (ii) Executed prior to the "bodily injury," "property damage," "personal injury", or "advertising injury."
- (2) With respect to the insurance afforded the Additional Insured identified in Paragraph d. (1) immediately above, the following additional provisions apply:
 - (a) This insurance applies only to liability arising out of the ownership, maintenance, or use of that portion of the premises leased to you;
 - (b) The Limits of Insurance applicable to the Additional Insured are the lesser of those specified in the written contract or agreement or in the Declarations for this policy and subject to all this policy's terms, conditions, and exclusions. The Limits of Insurance applicable to the Additional Insured are inclusive of, not in addition to, the Limits of Insurance shown in the Declarations.
 - (c) In no event shall the coverages or Limits of Insurance in this Coverage Part be increased by such contract or agreement.
 - (d) Coverage provided herein shall be considered excess over any other valid and collectible insurance available to the Additional Insured whether that other insurance is primary, excess, contingent, or on any other basis unless a written contractual arrangement specifically requires this insurance to be primary.
- e. Additional Insured – Owner, Manager, Operator or Lessor of "Special Events" Premises**
- (1) This policy is amended to include as an insured any person or organization (hereinafter called Additional Insured) from whom you lease, rent or occupy the premises upon which a "special event" is held, sponsored or conducted by you, or on your behalf, under:
 - (a) Any "occurrence" or offense which takes place after you cease to be a tenant in the premises covered by this endorsement; or
 - (b) Structural alterations, new construction, or demolition operations performed by or on behalf of the Additional Insured.

- (a) A written contract; or
 - (b) An oral agreement or contract where a Certificate of Insurance has been issued showing that person or organization as an Additional Insured; but only if the written or oral agreement is an "insured contract,"
 - (i) Currently in effect or to become effective during the term of this policy; and
 - (ii) Executed prior to the "bodily injury," "property damage," "personal injury," or "advertising injury."
- (2) With respect to the insurance afforded the Additional Insured identified in Paragraph e. (1) of this endorsement, the following additional provisions apply:
- (a) This insurance applies only to liability arising out of the use of that portion of the premises while leased or rented to you for the specific "special event";
 - (b) The Limits of Insurance applicable to the Additional Insured are the lesser of those specified in the contract or agreement pertaining to the use of the premises or in the Declarations for this policy and subject to all of this policy's terms, conditions, and exclusions. The Limits of Insurance applicable to the Additional Insured are inclusive of, not in addition to, the Limits of Insurance shown in the Declarations.
 - (c) In no event shall the coverage or Limits of Insurance in this Coverage Form be increased by such contract or agreement.
 - (d) Coverage provided herein shall be considered excess over any other valid and collectible insurance available to the Additional Insured whether that other insurance is primary, excess, contingent, or on any other basis unless a written contractual arrangement specifically requires this insurance to be primary.
- (3) This insurance does not apply to:
- (a) Any "occurrence" or offense which takes place after you cease to be a tenant, licensee or occupant in the premises covered by this endorsement; or
 - (b) Any acts or "occurrences" caused by or attributable to the owner, manager, operator, or lessor of the premises upon which the "special event" is held.
- f. **Additional Insured – Supervisors or Higher in Rank**
- (1) This policy is amended to include as insured any "employees" (hereinafter called Additional Insured), designated as supervisor or higher in rank, who are authorized by you to exercise direct or indirect supervision and control over "employees" and the manner in which work is performed, but only for acts within the scope of their employment by you or while performing duties related to the conduct of your business. However, none of these "employees" designated as supervisor or higher in rank, is an insured for:
- (a) "Bodily injury" or "personal injury":
 - (i) To you, to your partners or members (if you are a partnership or joint venture), or to your members (if you are a limited liability company);
 - (ii) For which there is any obligation to share damages with or repay someone else who must pay damages because of the injury described in paragraph (a)(i) above; or
 - (iii) Arising out of his or her providing or failing to provide professional health care services.
 - (b) "Personal Injury":
 - (i) To a co-"employee" while in the course of his or her employment, or
 - (ii) To the spouse, child, parent, brother or sister of that co-"employee" as a consequence of Paragraph (b)(i) above;

- (iii) For which there is any obligation to share damages with or repay someone else who must pay damages because of the injury described in Paragraph (b) (i) or (b) (ii) above.
- (c) "Property damage" to property:
 - (i) Owned, occupied or used by; or
 - (ii) Rented to, in the care, custody, or control of, or over which physical control is being exercised for any purpose by you, any of your "employees," any partner, or member (if you are a partnership or joint venture), or any member (if you are a limited liability company).

g. Additional Insured – LIMITATIONS

- (1) The persons, entities, or organizations to which coverage is extended under Paragraphs a. (Athletic Activity Participants), b. (Contractual Obligations), c. (Funding Sources), d. (Managers or Lessors of Premises), and e. (Owner, Manager, Operator, or Lessor of "Special Events" Premises) are Additional Insureds, but only:
 - (a) With respect to each Additional Insured's vicarious liability for "actual damages" solely caused by you or by "your work" that is ongoing for such Additional Insured's supervision of "your work"; and
 - (b) If the Additional Insured did not cause or contribute to the "occurrence" or act resulting in liability.
- (2) If an endorsement is attached to this policy and specifically names a person or organization as an Additional Insured, then the coverage extended under this paragraph 4. **AUTOMATIC ADDITIONAL INSURED(S)** does not apply to that person, entity, or organization.
- (3) The following is added to **Section V – Definitions**:
 - 24. "Actual Damages" is to have its usual and customary legal meaning and excludes without limitation, punitive damages,

restitution, penalties, and formula damages added to "actual damages" and any other enhanced damages.

- (4) All other terms and conditions of this Coverage Part which are not inconsistent with this Paragraph h. apply to coverage extended to the above referenced Additional Insureds REGARDLESS OF WHETHER OR NOT A COPY OF THIS COVERAGE PART AND/OR ITS ENDORSEMENTS ARE DELIVERED TO AN ADDITIONAL INSURED.

L. BLANKET WAIVER OF SUBROGATION

Paragraph 8. under **Section IV – Commercial General Liability Conditions** is deleted and replaced with the following:

8. Transfer of Rights Of Recovery Against Others To Us And Blanket Waiver Of Subrogation

- a. If an insured has rights to recover all or part of any payment we have made under this Coverage Part, those rights are transferred to us. The insured must do nothing after loss to impair them. At our request, the insured will bring "suit" or transfer those rights to us and help us enforce them.
- b. If required by written "insured contract," we waive any right of recovery we may have against any person or organization because of payments we make for injury or damage arising out of your ongoing operations or "your work" done under a contract for that person or organization and included in the "products-completed operations hazard."

M. PRIORITY OF APPLICATION FOR MULTIPLE INSUREDS

Section III – Limits Of Insurance is amended to add the following paragraph:

- 8. In the event a claim or "suit" is brought against more than one insured, due to "bodily injury" or "property damage" from the same "occurrence," or "personal injury," or "advertising injury," from the same offense, we will apply the Limits of Insurance in the following order:
 - a. You;
 - b. Your "executive officers," directors, "employees," and
 - c. Any other insureds in any order that we choose.

ALL OTHER TERMS AND CONDITIONS REMAIN UNCHANGED.

BOARD AGENDA

April 18, 2017

TO: BOARD OF TRUSTEES

PREPARED BY: Jeri Holmes, Purchasing Specialist

SUBJECT: Approval to Extend Baked Goods Contract with Flowers Baking Company

BACKGROUND:

Approval to renew the existing baked goods contract with Flowers Baking Company is being requested. The current contract includes the option to extend for three (3) additional years in one-year increments which includes the 2017-2018 school year.

PROGRAM/EDUCATIONAL IMPLICATION:

The baked goods bid provides bread and bakery products to the Child Nutrition program at a competitive rate.

COST ANALYSIS/FUNDING SOURCE:

Overall costs will be determined by the number of children participating in our lunch program. All costs for the 2017-2018 school year will be funded by Child Nutrition.

ASSISTANT SUPERINTENDENT ADMINISTRATIVE SERVICES RECOMMENDATION:

Approval

BOARD AGENDA

April 18, 2017

TO: BOARD OF TRUSTEES

PREPARED BY: Shawn Cabey, Assistant Superintendent Administrative Services

SUBJECT: New Board Policy 3470, Debt Issuance and Management – Second and Final Reading

BACKGROUND:

This is suggested by CSBA to make our policies consistent with law.

Board Policy 3470 – New – Debt Issuance and Management [New District Policy to align with applicable statutes (CSBA)]

(BP) Policy – New policy reflects new law (SB1029, 2016) which mandates that boards adopt a debt management policy prior to issuing any debt, including, but not limited to, general obligation bonds, tax and revenue anticipation notes, and certificates of participation. Policy addresses the components mandated by law, including (1) the purposes for which the debt proceeds may be used; (2) the types of debt that may be issued; (3) the relationship of the debt to, and integration with, the district's capital improvement program or budget, if applicable; (4) policy goals related to the district's planning goals and objectives; and (5) internal control procedures to ensure that the proceeds of the proposed debt issuance will be directed to the intended use.

PROGRAM/EDUCATIONAL IMPLICATION:

The recommendations make our policies consistent with current laws.

COST ANALYSIS/FUNDING:

There are no costs associated with updating this policy.

ASSISTANT SUPERINTENDENT ADMINISTRATIVE SERVICES RECOMMENDATION:

Approval

Westside Union SD

Board Policy - New

Debt Issuance And Management

Business and Noninstructional Operations

BP 3470(a)

The Governing Board is committed to long-term capital and financial planning and recognizes that the issuance of debt is a key source for funding the improvement and maintenance of school facilities and managing cash flow. Any debt issued by the district shall be consistent with law and this policy.

(cf. 3000 - Concepts and Roles)
(cf. 3460 - Financial Reports and Accountability)
(cf. 7110 - Facilities Master Plan)
(cf. 7210 - Facilities Financing)

The district shall not enter into indebtedness or liability that in any year exceeds the income and revenue provided for such year, unless two-thirds of the voters approve the obligation or one of the exceptions specified in law applies. (California Constitution, Article 16, Section 18)

When the Board determines that it is in the best interest of the district, the Board may issue debt or order an election to issue debt. The Superintendent or designee shall make recommendations to the Board regarding appropriate financing methods for capital projects or other projects that are authorized purposes for debt issuance. When approved by the Board and/or the voters as applicable, the Superintendent or designee shall administer and coordinate the district's debt issuance program and activities, including the timing of issuance, sizing of issuance, method of sale, structuring of the issue, and marketing strategies.

The Superintendent or designee shall retain a financial advisor, municipal advisor, investment advisor, and other financial services professionals as needed to assist with the structuring of the debt issuance and to provide general advice on the district's debt management program, financing options, investments, and compliance with legal requirements. Contracts for services provided by such advisors may be for a single transaction or for multiple transactions, consistent with the contracting requirements in Education Code 17596. In the event that the district issues debt through a negotiated sale, underwriters may be selected for multiple transactions if multiple issuances are planned for the same project. In addition, the district shall select a legal team on an as-needed basis to assist with debt issuances or special projects.

(cf. 3312 - Contracts)
(cf. 3600 - Consultants)
(cf. 9270 - Conflict of Interest)

Goals

The district's debt issuance activities and procedures shall be aligned with the district's vision and goals for providing adequate facilities and programs that support student learning and well-being. When issuing debt, the district shall ensure that it:

1. Maintains accountability for the fiscal health of the district, including prudent management and transparency of the district's financing programs
2. Attains the best possible credit rating for each debt issue in order to reduce interest costs, within the context of preserving financial flexibility and meeting capital funding requirements
3. Takes all practical precautions and proactive measures to avoid any financial decision that will negatively impact current credit ratings on existing or future debt issues
4. Maintains effective communication with rating agencies and, as appropriate, credit enhancers such as bond insurers or other providers of credit or liquidity instruments in order to enhance the creditworthiness, liquidity, or marketability of the debt
5. Monitors the district's statutory debt limit in relation to assessed valuation within the district and the tax burden needed to meet long-term debt service requirements
6. When determining the timing of debt issuance, considers market conditions, cash flows associated with repayment, and the district's ability to expend the obtained funds in a timely, efficient, and economical manner consistent with federal tax laws
7. Determines the amortization (maturity) schedule which will fit best within the overall debt structure of the district at the time the new debt is issued
8. Considers the useful lives of assets funded by the debt issue, as well as repair and replacement costs of those assets to be incurred in the future
9. Preserves the availability of the district's general fund for operating purposes and other purposes that cannot be funded by the issuance of voter-approved debt
10. Meets the ongoing obligations and accountability requirements associated with the issuance and management of debt under state and federal tax and securities laws

(cf. 0000 - Vision)

(cf. 0200 - Goals for the School District)

(cf. 7000 - Concepts and Roles)

Authorized Purposes for the Issuance of Debt

The district may issue debt for any of the following purposes:

1. To pay for the cost of capital improvements, including acquiring, constructing,

reconstructing, rehabilitating, replacing, improving, extending, enlarging, and/or equipping district facilities

2. To refund existing debt
3. To provide for cash flow needs

(cf. 3100 - Budget)

(cf. 3110 - Transfer of Funds)

Pursuant to Government Code 53854, general operating costs, including, but not limited to, items normally funded in the district's annual operating budget, shall not be financed from debt payable later than 15 months from the date of issuance. The district may deem it desirable to finance cash flow requirements under certain conditions so that available resources better match expenditures within a given fiscal year. To satisfy both state constitutional and statutory constraints, such cash flow borrowing shall be payable from taxes, income, revenue, cash receipts, and other moneys attributable to the fiscal year in which the debt is issued.

Authorized Types of Debt

The Superintendent or designee shall recommend to the Board potential financing method(s) that result in the highest benefit to the district, with the cost of staff and consultants considered. Potential financing sources may include:

1. Short-Term Debt
 - a. Short-term debt, such as tax and revenue anticipation notes (TRANs), when necessary to allow the district to meet its cash flow requirements (Government Code 53850-53858)
 - b. Bond anticipation notes (BANs) to provide interim financing for capital bond projects that will ultimately be paid from general obligation bonds (Education Code 15150)
 - c. Grant anticipation notes (GANs) to provide interim financing pending the receipt of grants and/or loans from the state or federal government that have been appropriated and committed to the district (Government Code 53859-53859.08)
2. Long-Term Debt
 - a. General obligation bonds for projects approved by voters (California Constitution, Article 13A, Section 1; Education Code 15100-15262, 15264-15276; Government Code 53506-53509.5)

(cf. 7214 - General Obligation Bonds)
 - b. Special tax bonds issued pursuant to the Mello-Roos Community Facilities Act of 1982 (Government Code 53311-53368.3)

(cf. 7212 - Mello Roos Districts)

3. Lease financing, including certificates of participation (COPs)
 - a. Lease financing to fund the highest priority capital equipment purchases when pay-as-you-go financing is not feasible (Education Code 17450-17453.1)
 - b. Lease financing to fund facilities projects when there is insufficient time to obtain voter approval or in instances where obtaining voter approval is either not feasible or unavailable (Education Code 17400-17429)
4. Special financing programs or structures offered by the federal or state government, such as Qualified Zone Academy Bonds or other tax credit obligations or obligations that provide subsidized interest payments, when the use of such programs or structures is determined to result in sufficiently lower financing costs compared to traditional tax-exempt bonds and/or COPs
5. Temporary borrowing from other sources such as the County Treasurer

COPs, TRANs, revenue bonds, or any other non-voter approved debt instrument shall not be issued by the district in any fiscal year in which the district has a qualified or negative certification, unless the County Superintendent of Schools determines, pursuant to criteria established by the Superintendent of Public Instruction, that the district's repayment of that indebtedness is probable. (Education Code 42133)

Relationship of Debt to District Facilities Program and Budget

Decisions regarding the issuance of debt for the purpose of financing capital improvement shall be aligned with current needs for acquisition, development, and/or improvement of district property and facilities as identified in the district's facilities master plan or other applicable needs assessment, the projected costs of those needs, schedules for the projects, and the expected resources.

The cost of debt issued for major capital repairs or replacements shall be evaluated against the potential cost of delaying such repairs and/or replacing such facilities.

When considering a debt issuance, the Board and the Superintendent or designee shall evaluate both the short-term and long-term implications of the debt issuance and additional operating costs associated with the new projects involved. Such evaluation may include, but is not limited to, the projected ratio of annual debt service to the tax burden on the district's taxpayers and the ratio of annual debt service secured by the general fund to general fund expenditures.

The district may enter into credit enhancement agreements such as municipal bond insurance, surety bonds, letters of credit, and lines of credit with commercial banks, municipal bond insurance companies, or other financial entities when their use is judged to lower borrowing costs, eliminate restrictive covenants, or have a net economic benefit to the financing.

Structure of Debt Issues

The district shall consider the overall impact of the current and future debt burden of the financing when determining the duration of the debt issue.

The district shall design the financing schedule and repayment of debt so as to take best advantage of market conditions, ensure cost effectiveness, provide flexibility, and, as practical, recapture or maximize its debt capacity for future use. Principal amortization will be structured to meet debt repayment, tax rate, and flexibility goals.

For new money debt issuances for capital improvements, the district shall size the debt issuance with the aim of funding capital projects as deemed appropriate by the Board, as long as the issuance is consistent with the overall financing plan, does not exceed the amount authorized by voters, and, unless a waiver is sought and received from the state, will not cause the district to exceed the limitation on debt issuances specified in the California Constitution or Education Code 15106.

To the extent practicable, the district shall also consider credit issues, market factors, and tax law when sizing the district's bond issuance. The sizing of refunding bonds shall be determined by the amount of money that will be required to cover the principal of, any accrued interest on, and any redemption premium for the debt to be paid on the call date and to cover appropriate financing costs.

Any general obligation bond issued by the district shall mature within 40 years of the issuance date or as otherwise required by law. (California Constitution, Article 16, Section 18; Government Code 53508.6)

The final maturity of equipment or real property lease obligations will be limited to the useful life of the assets to be financed but, with respect to a lease purchase of equipment, no longer than a period of 10 years. (Education Code 17452)

Method of Sale

For the sale of any district-issued debt, the Superintendent or designee shall recommend the method of sale with the potential to achieve the lowest financing cost and/or to generate other benefits to the district. Potential methods of sale include:

1. A competitive bidding process through which the award is based on, among other factors, the lowest offered true interest cost
2. Negotiated sale, subject to approval by the district to ensure that interest costs are in accordance with comparable market interest rates
3. Private placement sale, when the financing can or must be structured for a single or limited number of purchasers or where the terms of the private placement are more beneficial to

the district than either a negotiated or competitive sale

Investment of Proceed

The district shall actively manage the proceeds of debt issued for public purposes in a manner that is consistent with state law governing the investment of public funds and with the permitted securities covenants of related financing documents executed by the district. Where applicable, the district's official investment policy and legal documents for a particular debt issuance shall govern specific methods of investment of bond-related proceeds. Preservation of principal shall be the primary goal of any investment strategy, followed by the availability of funds and then by return on investment.

(cf. 3430 - Investing)

With regard to general obligation bonds, the district shall invest new money bond proceeds in the county treasury pool as required by law. (Education Code 15146)

The management of public funds shall enable the district to respond to changes in markets or changes in payment or construction schedules so as to ensure liquidity and minimize risk.

Refunding/Restructuring

The district may consider refunding or restructuring outstanding debt if it will be financially advantageous or beneficial for debt repayment and/or structuring flexibility. When doing so, the district shall consider the maximization of the district's expected net savings over the life of the debt issuance and, when using a general obligation bond to refund an existing bond, shall ensure that the final maturity of the refunding bond is no longer than the final maturity of the existing bond.

Internal Controls

The Superintendent or designee shall establish internal control procedures to ensure that the proceeds of any debt issuance are directed to the intended use. Such procedures shall assist the district in maintaining the effectiveness and efficiency of operations, properly expending funds, reliably reporting debt incurred by the district and the use of the proceeds, complying with all laws and regulations, preventing fraud, and avoiding conflict of interest.

(cf. 3314 - Payments for Goods and Services)

(cf. 3400 - Management of District Assets/Accounts)

The district shall be vigilant in using bond proceeds in accordance with the stated purposes at the time such debt was incurred as defined in the text of the voter-approved bond measure.

(Government Code 53410)

When feasible, the district shall issue debt with a defined revenue source in order to preserve the

use of the general fund for general operating purposes.

The district shall annually conduct a due diligence review to ensure its compliance with all ongoing obligations applicable to issuers of debt. Such a review may be conducted by general legal counsel or bond counsel. Any district personnel involved in conducting such reviews shall receive periodic training regarding their responsibilities.

In addition, the Superintendent or designee shall ensure that the district completes, as applicable, all performance and financial audits that may be required for any debt issued by the district, including disclosure requirements applicable to a particular transaction.

Records/Reports

At least 30 days prior to the sale of any debt issue, the Superintendent or designee shall submit a report of the proposed issuance to the California Debt and Investment Advisory Commission (CDIAC). Such report shall include a self-certification that the district has adopted a policy concerning the use of debt that complies with law and that the contemplated debt issuance is consistent with that policy. (Government Code 8855)

On or before January 31 of each year, the Superintendent or designee shall submit a report to the CDIAC regarding the debt authorized, the debt outstanding, and the use of proceeds of the issued debt for the period from July 1 to June 30. (Government Code 8855)

The Superintendent or designee shall provide initial and any annual or ongoing disclosures required by 17 CFR 240.10b-5 and 240.15c2-12 to the Municipal Securities Rulemaking Board, investors, and other persons or entities entitled to disclosure, and shall ensure that the district's disclosure filings are updated as needed.

The Superintendent or designee shall maintain transaction records of decisions made in connection with each debt issuance, including the selection of members of the financing team, the structuring of the financing, selection of credit enhancement products and providers, and selection of investment products. Each transaction file shall include the official transcript for the financing, interest rates and cost of issuance on the day when the debt was sold ("final number runs"), and a post-pricing summary of the debt issue. In addition, documentation evidencing the expenditure of proceeds, the use of debt-financed property by public and private entities, all sources of payment or security for the debt, and investment of proceeds shall be kept for as long as the debt is outstanding, plus the period ending three years after the financial payment date of the debt or the final payment date of any obligations or series of bonds issued to refund directly or indirectly all of any portion of the debt, whichever is later.

The Superintendent or designee shall annually report to the Board regarding debts issued by the district, including information on actual and projected tax rates, an analysis of bonding capacity, ratings on the district's bonds, market update and refunding opportunities, new development for California bond financings, and the district's compliance with post-issuance requirements.

Legal Reference:

EDUCATION CODE

5300-5441 Conduct of elections
15100-15262 Bonds for school districts and community college districts
15264-15276 Strict accountability in local school construction bonds
15278-15288 Citizen's oversight committees
15300-15425 School Facilities Improvement Districts
17150 Public disclosure of non-voter-approved debt
17400-17429 Leasing of district property
17450-17453.1 Leasing of equipment
17456 Sale or lease of district property
17596 Duration of contracts
42130-42134 Financial reports and certifications

ELECTIONS CODE

1000 Established election dates

GOVERNMENT CODE

8855 California Debt and Investment Advisory Commission
53311-53368.3 Mello-Roos Community Facilities Act
53410-53411 Bond reporting
53506-53509.5 General obligation bonds
53550-53569 Refunding bonds of local agencies
53580-53595.55 Bonds
53850-53858 Tax and revenue anticipation notes
53859-53859.08 Grant anticipation notes

CALIFORNIA CONSTITUTION

Article 13A, Section 1 Tax limitation

Article 16, Section 18 Debt limit

UNITED STATES CODE, TITLE 15

78o-4 Registration of municipal securities dealers

UNITED STATES CODE, TITLE 26

54E Qualified Zone Academy Bonds

CODE OF FEDERAL REGULATIONS, TITLE 17

240.10b-5 Prohibition against fraud or deceit

240.15c2-12 Municipal securities disclosure

CODE OF FEDERAL REGULATIONS, TITLE 26

1.103 Interest on state and local bonds

1.141 Private activity bonds

1.148 Arbitrage and rebate

1.149 Hedge bonds

1.6001-1 Records

Management Resources:

CALIFORNIA DEBT AND INVESTMENT ADVISORY COMMISSION PUBLICATIONS

California Debt Issuance Primer

GOVERNMENT FINANCE OFFICERS ASSOCIATION PUBLICATIONS

An Elected Official's Guide to Debt Issuance, 2nd Ed., 2016

Understanding Your Continuing Disclosure Responsibilities, Best Practice, September 2015

Investment of Bond Proceeds, Best Practice, September 2014

Selecting and Managing Municipal Advisors, Best Practice, February 2014

Debt Management Policy, Best Practice, October 2012

Analyzing and Issuing Refunding Bonds, Best Practice, February 2011

INTERNAL REVENUE SERVICE PUBLICATIONS

Tax Exempt Bond FAQs Regarding Record Retention Requirements

Tax-Exempt Governmental Bonds, Publication 4079, rev. 2016

U.S. GOVERNMENT ACCOUNTABILITY OFFICE PUBLICATIONS

Internal Control System Checklist

WEB SITES

California Debt and Investment Advisory Commission: <http://www.treasurer.ca.gov/cdiac>

Government Finance Officers Association: <http://www.gfoa.org>

Internal Revenue Service: <http://www.irs.gov>

Municipal Security Rulemaking Board, Electronic Municipal Market Access (EMMA):
<http://www.emma.msrb.org>

U.S. Government Accountability Office: <http://www.gao.gov>

U.S. Securities and Exchange Commission: <http://www.sec.gov>

BOARD AGENDA

April 18, 2017

TO: BOARD OF TRUSTEES

PREPARED BY: Shawn Cabey, Assistant Superintendent Administrative Services

SUBJECT: Revised District Board Policy and Administrative Regulation
First Reading

BACKGROUND:

Suggested by CSBA to make our policies/regulations consistent with law.

Board Policy/Administrative Regulation 3260 – Fees and Charges [Revised District Policy to align with applicable statutes (CSBA)]

(BP/AR revised) Policy reorganized and updated to reflect a California Department of Education (CDE) management advisory regarding the prohibition against requiring parent/guardian volunteer hours or payment as a condition of the student's enrollment or participation in educational activities.

Regulation updated to reflect NEW LAW (AB 2615, 2016) which permits districts to charge a fee for participation in After School Education and Safety (ASES) programs, 21st Century Community Learning Center (21st CCLC) programs, and 21st Century High School After School Safety and Enrichment for Teens (ASSETs) program, as long as the fee is waived or reduced for low-income families and, effective July 1, 2017, the fee is not charged for a homeless or foster youth. Regulation also clarifies the permissibility of charging a fee for in-state field trips in accordance with CDE's interpretation of law, provided that no student is prevented from participating based on a lack of funds.

PROGRAM/EDUCATIONAL IMPLICATION:

The recommendations make our policies/regulations consistent with current laws.

COST ANALYSIS/FUNDING:

There are no costs associated with updating this policy/regulation.

ASSISTANT SUPERINTENDENT ADMINISTRATIVE SERVICES RECOMMENDATION:

Approval

Westside Union SD

Board Policy - Revised

Fees And Charges

Business and Noninstructional Operations

BP 3260(a)

The Board of Trustees recognizes its responsibility to ensure that books, materials equipment, supplies, and other resources necessary for students' participation in the district's educational program are made available to them at no cost.

No student shall be required to pay a fee, deposit, or other charge for his/her participation in an educational activity which constitutes an integral fundamental part of the district's educational program, including curricular and extracurricular activities. (Education Code 49010, 49011; 5 CCR 350)

(cf. 3100 - Budget)

(cf. 6145 - Extracurricular and Cocurricular Activities)

As necessary, the Board may approve fees, deposits, and other charges which are specifically authorized by law. When approving such fees, deposits, or charges, establishing fee schedules, or determining whether waivers or exceptions should be granted, the Board shall consider relevant data, including the socio-economic conditions of district students' families and their ability to pay.

(cf. 3250 - Transportation Fees)

(cf. 3515.4 - Recovery for Property Loss or Damage)

(cf. 3553 - Free and Reduced Price Meals)

(cf. 5143 - Insurance)

(cf. 9323.2 - Actions by the Board)

The prohibition against student fees shall not restrict the district from soliciting for ~~voluntary~~ donations, participating in fundraising activities, and or providing prizes or other recognition for participants in such activities and events. The Superintendent or designee shall emphasize that participation of students, parents/guardians, district employees, volunteers, or educational or civic organizations in such activities and events is voluntary. However, ~~the~~ The district shall not offer or award to a student any course credit or privileges related to educational activities in exchange for voluntary donations or participation in fundraising activities by or on behalf of the student and shall not remove, or threaten to remove, from a student any course credit or privileges related to educational activities, or otherwise discriminate against the student, due to a lack of voluntary donations or participation in fundraising activities by or on behalf of the student.

(cf. 1321 - Solicitation of Funds from and by Students)

(cf. 3290 - Gifts, Grants and Bequests)

The Superintendent or designee shall provide information or professional development opportunities to administrators, teachers, and other personnel to learn about permissible fees.

(cf. 4131 - Staff Development)

(cf. 4231 - Staff Development)

(cf. 4331 - Staff Development)

~~Whenever district employees, volunteers, students, parents/guardians, or educational or civic organizations participate in such events or activities, the Superintendent or designee shall emphasize that participation in the event or activity is voluntary.~~

Complaints

A complaint alleging district noncompliance with the prohibition against requiring student fees, deposits, or other charges shall be filed in accordance with the district's procedures in BP/AR 1312.3 - Uniform Complaint Procedures. (Education Code 49013)

(cf. 1312.3 - Uniform Complaint Procedures)

If, upon investigation, the district finds merit in the complaint, the Superintendent or designee shall recommend and the Board shall adopt an appropriate remedy to be provided to all affected students and parents/guardians in accordance with 5 CCR 4600.

~~The Superintendent or designee shall include information in the annual notification required by 5 CCR 4622 to be provided to all district students, parents/guardians, employees, and other interested parties about the requirements relating to the prohibition against districts requiring students to pay fees, for participation in an educational activity. Information related to the prohibition against requiring students to pay fees for participation in an educational activity shall be included in the district's annual notification of uniform complaint procedures to be provided to all students, parents/guardians, employees, and other interested parties pursuant to 5 CCR 4622. (Education Code 49013)~~

(cf. 4112.9/4212.9/4312.9 - Employee Notifications)

(cf. 5145.6 - Parental Notifications)

Legal Reference:

EDUCATION CODE

8239 Preschool and wraparound child care services

8250 Child care and development services for children with disabilities

8263 Child care eligibility

8422 21st Century High School After School Safety and Enrichment for Teens programs

8482.6 After School Education and Safety programs
8760-8774 Outdoor science and conservation programs
17453.1 District sale or lease of Internet appliances or personal computers to students or parents
17551 Property fabricated by students
19910-19911 Offenses against libraries
32033 Eye protective devices
32221 Insurance for athletic team member
32390 Fingerprinting program
35330-35332 Excursions and field trips
35335 School camp programs
38080-38086 Cafeteria establishment and use
38120 Use of school band equipment on excursions to foreign countries
39801.5 Transportation for adults
39807.5 Payment of transportation costs
39837 Transportation of students to places of summer employment
48050 Residents of adjoining states
48052 Tuition for foreign residents
48904 Liability of parent or guardian
49010-49013 Student fees
49065 Charge for copies
49066 Grades, effect of physical education class apparel
49091.14 Prospectus of school curriculum
51810-51815 Community service classes
52612 Tuition for adult classes
52613 Nonimmigrant aliens foreign nationals
56504 School records; students with disabilities
60410 Students in classes for adults
GOVERNMENT CODE
6253 Request for copy; fee
CALIFORNIA CONSTITUTION
Article 9, Section 5 Common school system
CODE OF REGULATIONS, TITLE 5
350 Fees not permitted
4600-4687 Uniform complaint procedures
UNITED STATES CODE, TITLE 8
1184 Foreign students
COURT DECISIONS
Driving School Assn of CA v. San Mateo Union HSD (1993) 11 Cal. App. 4th 1513
Arcadia Unified School District v. State Department of Education (1992) 2 Cal 4th 251
Steffes v. California Interscholastic Federation (1986) 176 Cal. App. 3d 739
Hartzell v. Connell (1984) 35 Cal. 3d 899
CTA v. Glendale School District Board of Education (1980) 109 Cal. App. 3d 738

Management Resources:

CALIFORNIA DEPARTMENT OF EDUCATION PUBLICATIONS

Pupil Fees: Damage to School Property, Fiscal Management Advisory 16-01, September 16, 2016

Pupil Fees: Parent Service Hours, Fiscal Management Advisory 15-01, January 20, 2015

Pupil Fees, Deposits, and Other Charges: Cap and Gown for High School Graduation Ceremony, Addendum to Fiscal Management Advisory 12-02, October 4, 2013

Fees, Deposits and Other Charges, Fiscal Management Advisory 12-02, April 24, 2013

WEB SITES

CSBA: <http://www.csba.org>

California Department of Education: <http://www.cde.ca.gov>

Policy WESTSIDE UNION SCHOOL DISTRICT

adopted: June 4, 2013 Quartz Hill, California

revised: August 19, 2014

Westside Union SD

Administrative Regulation - Revised

Fees And Charges

Business and Noninstructional Operations

AR 3260(a)

When approved by the Board of Trustees, the Superintendent or designee may impose a fee for the following: (5 CCR 350)

1. Insurance for athletic team members, with an exemption providing for the district to pay the cost of the insurance for any team member who is financially unable to pay for financial hardship (Education Code 32221)

(cf. 5143 - Insurance)

2. Insurance for medical or hospital service for students participating in field trips and excursions (Education Code 35331)

3. Expenses of students' participation in a field trip or excursion within the state or to another state, the District of Columbia or a foreign country, as long as no student is prohibited from making the field trip due to lack of funds (Education Code 35330)

(cf. 6153 - School-Sponsored Trips)

4. Student fingerprinting program, as long as the fee does not exceed the actual costs associated with the program (Education Code 32390)

(cf. 5142.1 - Identification and Reporting of Missing Children)

5. School camp programs in outdoor science education, conservation education, or forestry operated pursuant to Education Code 8760-877 4, provided that the fee is not mandatory and no student is denied the opportunity to participate for nonpayment of the fee (Education Code 35335)

(cf. 6142.5 - Environmental Education)

6. Reimbursement for the direct cost of materials provided by the district to a student for the fabrication of nonperishable personal property the student will take home for his/her own possession and use, such as wood shop, art, or sewing projects kept by the student (Education Code 17551)

7. Home-to-school transportation and transportation between regular, full-time day schools and regional occupational centers, programs or classes, as long as the fee does not exceed the statewide average unsubsidized cost per student and so long as exemptions are made for

indigent and disabled students (Education Code 39807.5)

(cf. 3250 - Transportation Fees)

8. Transportation for students to and from their places of employment in connection with any summer employment program for youth (Education Code 39837)

9. Deposit for school band instruments, music, uniforms and other regalia which school band members take on excursions to foreign countries (Education Code 38120)

10. Sale or lease of Internet appliances or personal computers for the purpose of providing access to that allow a person to connect to or access the district's educational computer network, provided that the items are sold or leased to parents/guardians at no more than cost, as long as and the district provides network access for families who cannot afford it (Education Code 17453.1)

(cf. 0440 - District Technology Plan)

(cf. 6163.4 - Student Use of Technology)

11. Fees for any An adult education or secondary school community service class in civic, vocational, illiteracy, health, homemaking, and technical and general education, not to exceed the cost of maintaining the class (Education Code 51810, 51815)

(cf. 6142.4 - Service Learning/Community Service Classes)

12. Eye safety devices worn in courses or activities involving the use of hazardous substances likely to cause injury to the eyes, when being sold to students and/or teachers or instructors to keep and at a price not to exceed the district's actual costs (Education Code 32033)

(cf. 3514.1 - Hazardous Substances)

(cf. 5142 - Safety)

13. Actual cost of furnishing copies of any student's records, except that no charge shall be made for furnishing up to two transcripts or two verifications of a former student's records or for reproducing records of a student with a disability when the cost would effectively prevent the parent/guardian from exercising the right to receive the copies (Education Code 49065, 56504)

(cf. 5125 - Student Records)

14. Actual costs of duplication for reproduction of the prospectus of school curriculum or for copies of public records (Education Code 49091.14; Government Code 6253)

(cf. 1340 - Access to District Records)

(cf. 5020 - Parent Rights and Responsibilities)

15. Food sold at school subject to free and reduced price-meal program eligibility and other restrictions specified in law (Education Code 38084)

(cf. 3550 - Food Service/Child Nutrition Program)
(cf. 3551 - Food Service Operations/Cafeteria Funds)
(cf. 3552 - Summer Meal Program)
(cf. 3553 - Free and Reduced Price Meals)
(cf. 3554 - Other Food Sales)

16. As allowed in law, replacement cost or reimbursement for lost or willfully damaged district books, supplies, or property, or for district property loaned to a student that he/she fails to return (Education Code 19910-19911, 48904)

(cf. 3515.4 - Recovery for Property Loss or Damage)

17. Tuition for district school attendance by an out-of-state and out-of-country resident (Education Code 48050, 48052, 52613; 8 USC 1184)

(cf. 5111.2 - Nonresident Foreign Students)

18. Adult education books, materials, transportation, and classes, except that no fee may be charged for classes in elementary subjects or for which high school credit is granted when taken by a person who does not hold a high school diploma, or, effective July 1, 2015, classes in English and citizenship (Education Code 39801.5, 52612, 60410)

(cf. 6200 - Adult Education)

19. Preschool and child care and development services in accordance with the fee schedule established by the Superintendent of Public Instruction, unless the family qualifies for subsidized services or the program is for severely disabled children and the student is eligible to enroll in it (Education Code 8239, 8250, 8263)

(cf. 5148 - Child Care and Development)
(cf. 5148.3 - Preschool/Early Childhood Education)

20. ~~After School Education and Safety Programs, as long as no eligible student is denied the ability to participate because of inability to pay the fee-~~
Participation in a before-school or after-school program that is funded as an After School Education and Safety (ASES) program, 21st Century Community Learning Center (21st CCLC), or 21st Century High School After School Safety and Enrichment for Teens program, provided that fees are waived or reduced for families with students who are eligible for free or reduced-price meals and, in regard to ASES and 21st CCLC programs, fees are not charged if the district knows the student is a homeless or foster youth (Education Code 8422, 8482.6)

(cf. 5148.2 - Before/After School Programs)
(cf. 6173 - Education for Homeless Children)
(cf. 6173.1 - Education for Foster Youth)

21. Advanced Placement and International Baccalaureate Diploma examinations for college credits, as long as the examination is not a course requirement and the results have no impact on student grades or credits in the course

(cf. 6141.4 - International Baccalaureate Program)
(cf. 6141.5 - Advanced Placement)

Regulation WESTSIDE UNION SCHOOL DISTRICT
approved: June 4, 2013 Quartz Hill, California
revised: August 19, 2014

BOARD AGENDA

April 18, 2017

TO: BOARD OF TRUSTEES

PREPARED BY: Wayne Trussell, Director Maintenance and Operations

SUBJECT: Approval of contract to Nexus IS/Dimension Data for low-voltage and information technology equipment, supplies and related services for Phase 3 of the Cottonwood Elementary School Modernization under the State of California Multiple Award Schedule (CMAS)

BACKGROUND:

Pursuant to the WUSD Board of Trustees prior approval on April 5, 2016 to utilize the State of California Multiple Award Schedule (CMAS) for the procurement of information and technology equipment, supplies and related services for the Cottonwood Elementary School, the District is recommending approval of Nexus IS/Dimension Data as service provider, under CMAS contract #3-09-70-0163AE with an expiration date of 9-30-17.

PROGRAM/EDUCATIONAL IMPLICATION

Implementing up-to-date technology will enable the District to foster better collaboration between instructors, integrate new learning models, reach new learners and facilitate learning beyond the physical boundaries of the facilities, create safer learning environments, and reduce costs by consolidating functions of communication, control and security systems.

COST ANALYSIS/FUNDING SOURCE

General Obligation Bond Fund, not to exceed \$657,074.98

ASSISTANT SUPERINTENDENT ADMINISTRATIVE SERVICES RECOMMENDATION

Approval

PRICE QUOTATION - WUSD - COTTONWOOD PHASE 3 - BOSCH DB1

Quote Name: WUSD - Cottonwood Phase 3 - Bosch DB1
Quotation #: 2207130

Quote Status: In Process

Date Entered: 03/22/2017
Expiration Date: 04/21/2017

Organization:
WESTSIDE UNION SCHOOL DISTRICT
41914 50TH STREET WEST
LANCASTER, CA 93536
Sales Person: Robert McKinney
Email: Robert.McKinney@dimensiondata.com
Phone: +1 949 2656117

Client Manager:

Sales Support:

Bill To:
WESTSIDE UNION SCHOOL DISTRICT
41914 50TH STREET WEST
LANCASTER, CA 93536
United States

Ship To:
WESTSIDE UNION SCHOOL DISTRICT
41914 50TH STREET WEST
LANCASTER, CA 93536
United States

Delivery Country: United States
Shipping Method: Ground
Currency: US Dollar
Net Payment Terms: Not Selected

Ordering Country: United States
Install Country: United States
Multi Currencies: Normal View

#	Mfr Part #	Description	Qty	List Price	Discount	Unit Price	Ext Price
Additional Materials							
Comments:							
1	D8004	TEL/PRO VOICE & DATA INC TRANSFORMER KIT	6	\$ 0.00		\$ 63.14	\$ 378.84
2	D8103	TEL/PRO VOICE & DATA INC LARGE WALL MOUNT ENCLOSURE	6	\$ 0.00		\$ 52.99	\$ 317.94
3	DS9360	TEL/PRO VOICE & DATA INC CEILING MOUNT 360 MOTION DETECTOR	9	\$ 0.00		\$ 134.17	\$ 1,207.53
4	D8128D	TEL/PRO VOICE & DATA INC EXPANSION BOARD/ 8 ZONE EACH	8	\$ 0.00		\$ 113.31	\$ 906.48
5	D1255-W	TEL/PRO VOICE & DATA INC KEYPAD WITH BACK LIGHT	1	\$ 0.00		\$ 197.30	\$ 197.30
6	INS-CTC75-W	TEL/PRO VOICE & DATA INC RECESSED MOUNT DOOR CONTACT	14	\$ 0.00		\$ 2.82	\$ 39.48
7	AL600 SERIES	TEL/PRO VOICE & DATA INC 12VDC POWER SUPPLY 16 CHANNEL EACH	6	\$ 0.00		\$ 271.15	\$ 1,626.90
8	D126	TEL/PRO VOICE & DATA INC BATTERY, 12 VOLT 7AH	12	\$ 0.00		\$ 29.31	\$ 351.72
SECTION SUB TOTAL [ADDITIONAL MATERIALS]:							\$ 5,026.19
SECTION GRAND TOTAL [ADDITIONAL MATERIALS]:							\$ 5,026.19
#	Mfr Part #	Description	Qty	List Price	Discount	Unit Price	Ext Price
Professional Services							
Comments:							
1	DDPS	DIMENSION DATA Professional Services	1	\$ 0.00		\$ 14,304.27	\$ 14,304.27
SECTION SUB TOTAL [PROFESSIONAL SERVICES]:							\$ 14,304.27
SECTION GRAND TOTAL [PROFESSIONAL SERVICES]:							\$ 14,304.27

QUOTE SUB TOTAL: \$ 19,330.46
ESTIMATED TAXES: \$ 439.79
QUOTE GRAND TOTAL: \$ 19,770.25

PRODUCT SUMMARY	EXT PRICE
Product	\$ 5,026.19
Professional Service	\$ 14,304.27
Logistics Charge	\$ 0.00
Total	\$ 19,330.46

Interested in Leasing? A 36--month lease for All Items on this quote is \$ 612.84 month.

Please note 'Agreement Term' below is budgetary based on **Lease Rate Factor 0.0278** per US Leasing Table.

Agreement Term:	36 Month
End of Lease Option	FMV
Quote #	2207130
Proposal Expiration	04/21/2017
Budgetary Quote Total	\$ 19,770.25
Monthly Payments	\$ 612.84
LRF (per US Leasing Table)	0.0278

These estimates exclude shipping and taxes. All leases are subject to credit approval, equipment verification and soft cost verification and applicable lease agreement.

If you have any questions or inquiries please contact Dimension Data at edward.lucas@dimensiondata.com.

Nexus, a Dimension Data Company
TERMS AND CONDITIONS OF SALE

All products and services are offered subject to the Nexus, a Dimension Data Company Terms and Condition of Sale available at <http://www.dimensiondata.com/en-US/Documents/DimensionDataTermsandConditionsUS.pdf> and which are incorporated herein by reference. Nexus', a Dimension Data company, offer to sell such products or services and its obligation to perform are expressly conditional upon Customer's acceptance of these Terms and Conditions of Sale without additional or different terms. Customer may accept Nexus', a Dimension Data company, offer by issuing a purchase order and such action shall be deemed to be Customer's unconditional acceptance of the Terms and Conditions of Sale. Customer acknowledges and agrees that it has the ability to access each URL referenced in this quotation. Customer waives any claims or defenses to the validity or enforceability of the Terms and Conditions of Sale arising from any electronic submission of it to Customer.

If you observe any illegal or unethical behavior by any Nexus, a Dimension Data company, employee, please report such behavior to our anonymous Ethics Hotline by phone at 877-217-6364 or by web at <https://iwf.tnwgrc.com/dimensiondata>

By signing below you agree to Dimension Data's "Standard Terms & Conditions" provided above.
Please refer to the Terms and Conditions for any additional instructions and/or contact your Client Manager should you have any questions.

Quote Number 2207130
Your Purchase Order Number _____

Signature _____

Print Name _____ Title _____
Place And Date _____



Price Quotation - WUSD - Cottonwood Phase 3 - Cabling DB1

Quote Name: WUSD - Cottonwood Phase 3 - Cabling DB1
Quotation #: 2207174

Quote Status: In Process

Date Entered: 03/22/2017
Expiration Date: 04/21/2017

Organization:
WESTSIDE UNION SCHOOL DISTRICT
41914 50TH STREET WEST
LANCASTER, CA 93536

Client Manager:

Sales Person: Robert McKinney
Email: Robert.McKinney@dimensiondata.com
Phone: +1 949 2656117

Sales Support:

Bill To:
WESTSIDE UNION SCHOOL DISTRICT
41914 50TH STREET WEST
LANCASTER, CA 93536
United States

Ship To:
WESTSIDE UNION SCHOOL DISTRICT
41914 50TH STREET WEST
LANCASTER, CA 93536
United States

Delivery Country: United States
Shipping Method: Ground
Currency: US Dollar
Net Payment Terms: Not Selected

Ordering Country: United States
Install Country: United States
Multi Currencies: Normal View

#	Mfr Part #	Description	Qty	List Price	Discount	Unit Price	Ext Price
Additional Materials							
Comments:							
2	CED1	TEL/PRO VOICE & DATA INC EMT RIGID NIPPLE, RIGID CONDUIT 2	4	\$0.00		\$72.50	\$290.00
3	LANMARK 1000/ AND 10139885 OSP	TEL/PRO VOICE & DATA INC CAT.6E RISER OR IN/OUTDOOR RATED CABLE	387	\$0.00		\$131.13	\$50,747.31
4	E10345 PVC/ OR 18HB4-0 OSP	TEL/PRO VOICE & DATA INC 18/4 RISER OR IN/OUTDOOR CABLE FOR ALARM/BOSCH DEVICES LIKE MOTION DETECTORS, DOOR CONTACTS OR AC DOOR STRIKE	76	\$0.00		\$90.15	\$6,851.40
5	61110-RL6	TEL/PRO VOICE & DATA INC CAT.6E JACK	387	\$0.00		\$7.83	\$3,030.21
6	42080-2WS	TEL/PRO VOICE & DATA INC 2 PORT FACEPLATE WITH WINDOW ID	134	\$0.00		\$1.86	\$249.24
7	62460-01L	TEL/PRO VOICE & DATA INC CAT.6E PATCH CABLE 1FT EACH	384	\$0.00		\$6.71	\$2,576.64
8	62460-10L	TEL/PRO VOICE & DATA INC CAT.6E PATCH CABLE 10 FT EACH	384	\$0.00		\$9.52	\$3,655.68
9	69586-L46	TEL/PRO VOICE & DATA INC 48 PORT CAT.6 PATCH PANEL	12	\$0.00		\$411.55	\$4,938.60
10	492RU-HFR	TEL/PRO VOICE & DATA INC HORIZONTAL WIRE MANAGEMENT	12	\$0.00		\$77.85	\$931.80
11	CED2	TEL/PRO VOICE & DATA INC 3/8 THREADED ROD WITH CEILING ANCHORS	490	\$0.00		\$3.72	\$1,822.80
12	JP2CMB-L20	TEL/PRO VOICE & DATA INC 2 PANDUIT 2" J HOOKS WITH CEILING CLIP	1240	\$0.00		\$5.58	\$6,919.20
13	LC1300	TEL/PRO VOICE & DATA INC FIRE STOPPING CAULKING	8	\$0.00		\$12.85	\$102.80
14	FS200	TEL/PRO VOICE & DATA INC 2 STI 2" EMT SLEEVE	6	\$0.00		\$43.34	\$260.04
15	4980L-VFR	TEL/PRO VOICE & DATA INC VERTICAL WIRE MANAGEMENT	4	\$0.00		\$160.24	\$760.96
16	NCW2178	TEL/PRO VOICE & DATA INC 42RU FULLY ENCLOSED RACKS, SIDE PANELS, FRONT AND BACK DOOR, 4	2	\$0.00		\$2,518.98	\$5,037.96
17	E4DR19FM45U	TEL/PRO VOICE & DATA INC 45RU Four POST RACK	1	\$0.00		\$727.57	\$727.57
18	PDRK006FB3010/F5-4IO(BLA) AND PDRK006AB3010/F5-4IO	TEL/PRO VOICE & DATA INC INDOOR/OUTDOOR FIBER OPTIC CABLE, SINGLE MODE AND MULTI MODE OM34, 6 STRANDS EACH, WITH FIBER CONNECTORS LC (EXISTING FIBER WILL BE USED FOR 3 OF THE NEW IDF LOCATIONS, ONLY 1 NEW FIBER RUN TO MFR IDF.	1	\$0.00		\$7,748.53	\$7,748.53
19	LSS12BLK	TEL/PRO VOICE & DATA INC 12 HOFFMAN 18" TO 24" LATTER TRAY, MOUNTING HARDWARE, SUPPORTS, FOR IDF RM	2	\$0.00		\$213.00	\$426.00
20	6R1UH-S03	TEL/PRO VOICE & DATA INC 1RU RACK MOUNT FIBER PANEL, WITH 12 PACK FIBER MODULES	3	\$0.00		\$449.29	\$1,347.87
21	MISCMAT	TEL/PRO VOICE & DATA INC GROUNDING AND BONDING BUS BAR, GROUNDING CABLE FOR RACK.	3	\$0.00		\$449.41	\$1,348.23
22	CED	TEL/PRO VOICE & DATA INC MOUNTING HARDWARE, STEEL FLEX SEAL TIGHT	1	\$0.00		\$3,139.23	\$3,139.23
23	INS-CTG76-W	TEL/PRO VOICE & DATA INC RECESSED MOUNT DOOR CONTACT	15	\$0.00		\$2.82	\$42.30
24	E10345 PVC/ OR 18HB4-0 OSP	TEL/PRO VOICE & DATA INC MISC 18/4 CABLE	1	\$0.00		\$1,103.01	\$1,103.01
25	AL600ULXPD16CB	TEL/PRO VOICE & DATA INC Wall Mount Power Supply, Dual Voltage 12VDC/24VDC, with Charging Circuit, PTC Circuit Breaker Type.	6	\$0.00		\$304.31	\$1,825.86
26	D126	TEL/PRO VOICE & DATA INC Battery, 12Voh 7AH	12	\$0.00		\$28.18	\$338.16
27	HELLERMANTYTON	TEL/PRO VOICE & DATA INC FINGER DUCT ASSEMBLY FOR CABLES	1	\$0.00		\$1,201.44	\$1,201.44
28	CED3	TEL/PRO VOICE & DATA INC MOUNTING HARDWARE, TBAR GUIDE WIRE FOR SPEAKERS	1	\$0.00		\$4,019.09	\$4,019.09

29	CED4	TELPRO VOICE & DATA INC 25FT LIFT	1	\$0.00		\$704.41	\$704.41
SECTION SUB TOTAL (ADDITIONAL MATERIALS):							\$ 112,146.34
SECTION GRAND TOTAL (ADDITIONAL MATERIALS):							\$ 112,146.34
#	Mfr Part #	Description	Qty	List Price	Discount	Unit Price	Ext Price
Professional Services							
Comments:							
1	DDPS	DIMENSION DATA Professional Services	1	\$0.00		\$138,288.34	\$138,288.34
SECTION SUB TOTAL (PROFESSIONAL SERVICES):							\$ 138,288.34
SECTION GRAND TOTAL (PROFESSIONAL SERVICES):							\$ 138,288.34
QUOTE SUB TOTAL:							\$ 250,434.68
ESTIMATED TAXES:							\$ 9,812.80
QUOTE GRAND TOTAL:							\$ 260,247.48
Product Summary							Ext Price
Product							\$ 112,146.34
Professional Service							\$ 138,288.34
Logistics Charge							\$ 0.00
Total							\$ 250,434.68

Interested in Leasing? A 36-month lease for All Items on this quote is \$ 7,846.11 month.
Please note 'Agreement Term' below is budgetary based on Lease Rate Factor 0.0278 per US Leasing Table.

Agreement Term:	36 Month
End of Lease Option	FMV
Quote #	2207174
Proposal Expiration	4/21/2017
Budgetary Quote Total	\$260,247.48
Monthly Payments	\$7,846.11
LRF (per US Leasing Table)	0.0278

These estimates exclude shipping and taxes. All leases are subject to credit approval, equipment verification and soft cost verification and applicable lease agreement.

If you have any questions or inquiries please contact Dimension Data at edward.lucas@dimensiondata.com.

Nexus, a Dimension Data Company
TERMS AND CONDITIONS OF SALE

All products and services are offered subject to the Nexus, a Dimension Data Company Terms and Condition of Sale available at <http://www.dimensiondata.com/en-US/Documents/DimensionDataTermsandConditionsUS.pdf> and which are incorporated herein by reference. Nexus, a Dimension Data company, offer to sell such products or services and its obligation to perform are expressly conditional upon Customer's acceptance of these Terms and Conditions of Sale without additional or different terms. Customer may accept Nexus, a Dimension Data company, offer by issuing a purchase order and such action shall be deemed to be Customer's unconditional acceptance of the Terms and Conditions of Sale. Customer acknowledges and agrees that it has the ability to access each URL referenced in this quotation. Customer waives any claims or defenses to the validity or enforceability of the Terms and Conditions of Sale arising from any electronic submission of it to Customer.

If you observe any illegal or unethical behavior by any Nexus, a Dimension Data company, employee, please report such behavior to our anonymous Ethics Hotline by phone at 877-217-6364 or by web at <https://m.invoic.com/dimensiondata>

By signing below you agree to Dimension Data's "Standard Terms & Conditions" provided above.
Please refer to the Terms and Conditions for any additional instructions and/or contact your Client Manager should you have any questions.

Quote Number 2207174
Your Purchase Order Number _____
Signature _____
Print Name _____ Title _____
Place And Date _____

PRICE QUOTATION - WUSD - COTTONWOOD PHASE 3 - LAN WIRELESS DB1

Quote Name: WUSD - Cottonwood Phase 3 - LAN Wireless DB1
Quote Status: In Process
Quotation #: 2207390

Date Entered: 03/22/2017
Expiration Date: 04/21/2017

Organization:
 WESTSIDE UNION SCHOOL DISTRICT
 41914 50TH STREET WEST
 LANCASTER, CA 93536
Sales Person: Robert McKinney
Email: Robert.McKinney@dimensiondata.com
Phone: +1 949 2656117

Client Manager:

Sales Support:

Bill To:
 WESTSIDE UNION SCHOOL DISTRICT
 41914 50TH STREET WEST
 LANCASTER, CA 93536
 United States

Ship To:
 WESTSIDE UNION SCHOOL DISTRICT
 41914 50TH STREET WEST
 LANCASTER, CA 93536
 United States

Delivery Country: United States
Shipping Method: Ground
Currency: US Dollar
Net Payment Terms: Not Selected

Ordering Country: United States
Install Country: United States
Multi Currencies: Normal View

#	Mfr Part #	Description	Qty	List Price	Discount	Unit Price	Ext Price
LAN - IDF's							
Comments:							
1	SFP-10G-SR-S=	CISCO Cisco - SFP+ transceiver module - 10 Gigabit Ethernet - 10GBase-SR - LC/PC multi-mode - up to 400 m - 850 nm Estimated Lead Time: Not Available	1	\$ 650.00	50.00%	\$ 325.00	\$ 325.00
2	SFP-10G-SR-S=	CISCO Cisco - SFP+ transceiver module - 10 Gigabit Ethernet - 10GBase-SR - LC/PC multi-mode - up to 400 m - 850 nm Estimated Lead Time: Not Available	1	\$ 650.00	50.00%	\$ 325.00	\$ 325.00
3	CISCO Catalyst 2960-X 48 GigE PoE 740W, 2 x 10G SFP+, LAN Base						
	WS-C2960X-48FPD-L	CISCO Catalyst 2960-X 48 GigE PoE 740W, 2 x 10G SFP+, LAN Base	1	\$ 7,995.00	50.00%	\$ 3,997.50	\$ 3,997.50
	CAB-16AWG-AC	CISCO AC Power cord, 16AWG	1	\$ 0.00		\$ 0.00	\$ 0.00
	C2960X-STACK	CISCO Catalyst 2960-X FlexStack Plus Stacking Module	1	\$ 1,195.00	50.00%	\$ 597.50	\$ 597.50
	CAB-STK-E-0.5M	CISCO Cisco FlexStack 50cm stacking cable Estimated Lead Time: Not Available	1	\$ 0.00		\$ 0.00	\$ 0.00
4	CISCO Catalyst 2960-X 48 GigE PoE 740W, 2 x 10G SFP+, LAN Base						
	WS-C2960X-48FPD-L	CISCO Catalyst 2960-X 48 GigE PoE 740W, 2 x 10G SFP+, LAN Base	2	\$ 7,995.00	50.00%	\$ 3,997.50	\$ 7,995.00
	CAB-16AWG-AC	CISCO AC Power cord, 16AWG	2	\$ 0.00		\$ 0.00	\$ 0.00
	C2960X-STACK	CISCO Catalyst 2960-X FlexStack Plus Stacking Module	2	\$ 1,195.00	50.00%	\$ 597.50	\$ 1,195.00
	CAB-STK-E-0.5M	CISCO Cisco FlexStack 50cm stacking cable Estimated Lead Time: Not Available	2	\$ 0.00		\$ 0.00	\$ 0.00
5	CISCO Catalyst 2960-X 48 GigE PoE 740W, 2 x 10G SFP+, LAN Base						
	WS-C2960X-48FPD-L	CISCO Catalyst 2960-X 48 GigE PoE 740W, 2 x 10G SFP+, LAN Base	1	\$ 7,995.00	50.00%	\$ 3,997.50	\$ 3,997.50
	CAB-16AWG-AC	CISCO AC Power cord, 16AWG	1	\$ 0.00		\$ 0.00	\$ 0.00
	C2960X-STACK	CISCO Catalyst 2960-X FlexStack Plus Stacking Module	1	\$ 1,195.00	50.00%	\$ 597.50	\$ 597.50
	CAB-STK-E-1M	CISCO Cisco FlexStack 1m stacking cable Estimated Lead Time: Not Available	1	\$ 100.00	50.00%	\$ 50.00	\$ 50.00
6	SFP-10G-SR-S=	CISCO Cisco - SFP+ transceiver module - 10 Gigabit Ethernet - 10GBase-SR - LC/PC multi-mode - up to 400 m - 850 nm	1	\$ 650.00	50.00%	\$ 325.00	\$ 325.00

#	Mfr Part #	Description	Qty	List Price	Discount	Unit Price	Ext Price
LAN - IDF's							
Comments:							
		Estimated Lead Time: Not Available					
7	CISCO Catalyst 2960-X 48 GigE PoE 740W, 2 x 10G SFP+, LAN Base WS-C2960X-48FPD-L	CISCO Catalyst 2960-X 48 GigE PoE 740W, 2 x 10G SFP+, LAN Base	1	\$ 7,995.00	50.00%	\$ 3,997.50	\$ 3,997.50
	CAB-C15-CBN	CISCO Cabinet Jumper Power Cord, 250 VAC 13A C14-C15 Connectors	1	\$ 0.00		\$ 0.00	\$ 0.00
	C2960X-STACK	CISCO Catalyst 2960-X FlexStack Plus Stacking Module	1	\$ 1,195.00	50.00%	\$ 597.50	\$ 597.50
	CAB-STK-E-3M	CISCO Cisco FlexStack 3m stacking cable	1	\$ 200.00	50.00%	\$ 100.00	\$ 100.00
		Estimated Lead Time: Not Available					
8	CISCO Catalyst 2960-X 48 GigE PoE 740W, 2 x 10G SFP+, LAN Base WS-C2960X-48FPD-L	CISCO Catalyst 2960-X 48 GigE PoE 740W, 2 x 10G SFP+, LAN Base	4	\$ 7,995.00	50.00%	\$ 3,997.50	\$ 15,990.00
	CAB-C15-CBN	CISCO Cabinet Jumper Power Cord, 250 VAC 13A C14-C15 Connectors	4	\$ 0.00		\$ 0.00	\$ 0.00
	C2960X-STACK	CISCO Catalyst 2960-X FlexStack Plus Stacking Module	4	\$ 1,195.00	50.00%	\$ 597.50	\$ 2,390.00
	CAB-STK-E-0.5M	CISCO Cisco FlexStack 50cm stacking cable	4	\$ 0.00		\$ 0.00	\$ 0.00
		Estimated Lead Time: Not Available					
9	CISCO Catalyst 2960-X 48 GigE PoE 740W, 2 x 10G SFP+, LAN Base WS-C2960X-48FPD-L	CISCO Catalyst 2960-X 48 GigE PoE 740W, 2 x 10G SFP+, LAN Base	1	\$ 7,995.00	50.00%	\$ 3,997.50	\$ 3,997.50
	CAB-16AWG-AC	CISCO AC Power cord, 16AWG	1	\$ 0.00		\$ 0.00	\$ 0.00
	C2960X-STACK	CISCO Catalyst 2960-X FlexStack Plus Stacking Module	1	\$ 1,195.00	50.00%	\$ 597.50	\$ 597.50
	CAB-STK-E-1M	CISCO Cisco FlexStack 1m stacking cable	1	\$ 100.00	50.00%	\$ 50.00	\$ 50.00
		Estimated Lead Time: Not Available					
SECTION SUB TOTAL [LAN - IDF'S]:							\$ 47,125.00
SECTION GRAND TOTAL [LAN - IDF'S]:							\$ 47,125.00
#	Mfr Part #	Description	Qty	List Price	Discount	Unit Price	Ext Price
Wireless							
Comments:							
1	AIR-CAB005PL-R=	CISCO 5 ft low loss plenum cable, RP-TNC connectors	8	\$ 90.00	50.00%	\$ 45.00	\$ 360.00
		Estimated Lead Time: Not Available					
2	CISCO 802.11ac CAP w/CleanAir; 3x4:3SS; Int Ant; B Reg Domain AIR-CAP2702I-B-K9	CISCO 802.11ac CAP w/CleanAir; 3x4:3SS; Int Ant; B Reg Domain	9	\$ 1,095.00	50.00%	\$ 547.50	\$ 4,927.50
	S3G4K9W7-15303JD	CISCO Cisco 2700 Series IOS WIRELESS LAN	9	\$ 0.00		\$ 0.00	\$ 0.00
	SWAP2700-CMB-A1-K9	CISCO Cisco 2700 Series Combined Unified and Autonomous (xxxxx) SW	9	\$ 0.00		\$ 0.00	\$ 0.00
	AIR-AP-BRACKET-1	CISCO 802.11n AP Low Profile Mounting Bracket (Default)	9	\$ 0.00		\$ 0.00	\$ 0.00
	AIR-AP-T-RAIL-R	CISCO Ceiling Grid Clip for Aironet APs - Recessed Mount (Default)	9	\$ 0.00		\$ 0.00	\$ 0.00
		Estimated Lead Time: Not Available					
3	CISCO 802.11ac CAP w/CleanAir; 3x4:3SS; Ext Ant; B Reg Domain AIR-CAP2702E-B-K9	CISCO 802.11ac CAP w/CleanAir; 3x4:3SS; Ext Ant; B Reg Domain	4	\$ 1,195.00	50.00%	\$ 597.50	\$ 2,390.00
	S3G4K9W7-15303JD	CISCO Cisco 2700 Series IOS WIRELESS LAN	4	\$ 0.00		\$ 0.00	\$ 0.00
	SWAP2700-CMB-A1-K9	CISCO Cisco 2700 Series Combined Unified and Autonomous (xxxxx) SW	4	\$ 0.00		\$ 0.00	\$ 0.00
	AIR-AP-BRACKET-1	CISCO 802.11n AP Low Profile Mounting Bracket (Default)	4	\$ 0.00		\$ 0.00	\$ 0.00

#	Mfr Part #	Description	Qty	List Price	Discount	Unit Price	Ext Price
Wireless Comments:							
	AIR-AP-T-RAIL-R	CISCO Ceiling Grid Clip for Aironet APs - Recessed Mount (Default) Estimated Lead Time: Not Available	4	\$ 0.00		\$ 0.00	\$ 0.00
4	AIR-CAB020LL-R	CISCO 20 ft LOW LOSS CABLE ASSEMBLY W/TP-TNC CONNECTORS Estimated Lead Time: Not Available	8	\$ 129.00	50.00%	\$ 64.50	\$ 516.00
SECTION SUB TOTAL [WIRELESS]:							\$ 8,193.50
SECTION GRAND TOTAL [WIRELESS]:							\$ 8,193.50
#	Mfr Part #	Description	Qty	List Price	Discount	Unit Price	Ext Price
Speakers and Clocks Comments:							
1	H004061-WEB	DIMENSION DATA American Time Security bracket for IP clocks	8	\$ 0.00		\$ 6.61	\$ 52.88
2	PE64BHPD904-WEB	DIMENSION DATA American Time 15" round, steel case, surface mount analog IP Clock	8	\$ 0.00		\$ 212.17	\$ 1,697.36
3	M6060060MO1D43602	TESSCO TECHNOLOGIES Ventev / TerraWave - 2.4 -2.5/5.15-5.85GHz 6dBi Outdoor MIMO Antenna	4	\$ 0.00		\$ 267.03	\$ 1,068.12
4	V-9805	GRAYBAR Valcom Stainless Steel Vandal-Resistant Enclosure w/Faceplate	8	\$ 0.00		\$ 57.51	\$ 460.08
5	VIP-490AL-IC	GRAYBAR Valcom Weather-Resistant Outdoor IP Talkback Flexhorn	8	\$ 0.00		\$ 621.24	\$ 4,969.92
6	V-9916M	GRAYBAR Valcom Combination Metal Bridge and Backbox for 8-Inch Ceiling Speakers	15	\$ 0.00		\$ 19.17	\$ 287.55
7	VIP-160A-IC	GRAYBAR Valcom IP Talkback 8" Ceiling Speaker	15	\$ 0.00		\$ 524.68	\$ 7,870.20
SECTION SUB TOTAL [SPEAKERS AND CLOCKS]:							\$ 16,406.11
SECTION GRAND TOTAL [SPEAKERS AND CLOCKS]:							\$ 16,406.11
#	Mfr Part #	Description	Qty	List Price	Discount	Unit Price	Ext Price
UPS Comments:							
1	SURTA2200RMXL2U	Schneider Electric SMART-UPS RT 2200VA RM 120V	2	\$ 2,055.00	38.31%	\$ 1,267.78	\$ 2,535.56
2	AP9630	Schneider Electric UPS NETWORK MANAGEMENT CARD 2	2	\$ 391.00	38.34%	\$ 241.11	\$ 482.22
3	AP9567	Schneider Electric BASIC PDU 120V 15A 0U RM	3	\$ 233.00	41.34%	\$ 136.67	\$ 410.01
4	AP7541	Schneider Electric BASIC PDU 208V 30A L6-30P 0U	1	\$ 428.00	41.33%	\$ 251.11	\$ 251.11
5	SRT5KRMXLT-5KTF	Schneider Electric SMARTUPS SRT 5000VA RM 208V TO	1	\$ 6,565.00	38.29%	\$ 4,051.11	\$ 4,051.11
SECTION SUB TOTAL [UPS]:							\$ 7,730.01
SECTION GRAND TOTAL [UPS]:							\$ 7,730.01

#	Mfr Part #	Description	Qty	List Price	Discount	Unit Price	Ext Price
Professional Services							
Comments:							
1	DDPS	DIMENSION DATA Professional Services	1	\$ 0.00		\$ 28,054.99	\$ 28,054.99
SECTION SUB TOTAL [PROFESSIONAL SERVICES]:							\$ 28,054.99
SECTION GRAND TOTAL [PROFESSIONAL SERVICES]:							\$ 28,054.99

QUOTE SUB TOTAL: \$ 107,509.61
ESTIMATED TAXES: \$ 6,952.28
QUOTE GRAND TOTAL: \$ 114,461.89

PRODUCT SUMMARY							EXT PRICE
Product							\$ 79,454.62
Professional Service							\$ 28,054.99
Logistics Charge							\$ 0.00
Total							\$ 107,509.61

Interested in Leasing? A 36--month lease for All Items on this quote is \$ 3,306.04 month.
Please note 'Agreement Term' below is budgetary based on **Lease Rate Factor 0.0278** per US Leasing Table.

Agreement Term:	36 Month
End of Lease Option	FMV
Quote #	2207390
Proposal Expiration	04/21/2017
Budgetary Quote Total	\$ 114,461.89
Monthly Payments	\$ 3,306.04
LRF (per US Leasing Table)	0.0278

These estimates exclude shipping and taxes. All leases are subject to credit approval, equipment verification and soft cost verification and applicable lease agreement.

If you have any questions or inquiries please contact Dimension Data at edward.lucas@dimensiondata.com.

Nexus, a Dimension Data Company
TERMS AND CONDITIONS OF SALE

All products and services are offered subject to the Nexus, a Dimension Data Company Terms and Condition of Sale available at <http://www.dimensiondata.com/en-US/Documents/DimensionDataTermsandConditionsUS.pdf> and which are incorporated herein by reference. Nexus', a Dimension Data company, offer to sell such products or services and its obligation to perform are expressly conditional upon Customer's acceptance of these Terms and Conditions of Sale without additional or different terms. Customer may accept Nexus', a Dimension Data company, offer by issuing a purchase order and such action shall be deemed to be Customer's unconditional acceptance of the Terms and Conditions of Sale. Customer acknowledges and agrees that it has the ability to access each URL referenced in this quotation. Customer waives any claims or defenses to the validity or enforceability of the Terms and Conditions of Sale arising from any electronic submission of it to Customer.

If you observe any illegal or unethical behavior by any Nexus, a Dimension Data company, employee, please report such behavior to our anonymous Ethics Hotline by phone at 877-217-6364 or by web at <https://iwf.tnwgrc.com/dimensiondata>

By signing below you agree to Dimension Data's "Standard Terms & Conditions" provided above.
Please refer to the Terms and Conditions for any additional instructions and/or contact your Client Manager should you have any questions.

Quote Number 2207390
Your Purchase Order Number _____

Signature _____

Print Name _____ Title _____
Place And Date _____

PRICE QUOTATION - WUSD - COTTONWOOD PHASE 3 - PHYSEC DB1

Quote Name: WUSD - Cottonwood Phase 3 - Physec DB1
Quotation #: 2207404

Quote Status: In Process

Date Entered: 03/22/2017
Expiration Date: 04/21/2017

Organization:

WESTSIDE UNION SCHOOL DISTRICT
41914 50TH STREET WEST
LANCASTER, CA 93536

Sales Person: Robert McKinney
Email: Robert.McKinney@dimensiondata.com
Phone: +1 949 2656117

Client Manager:

Sales Support:

Bill To:

WESTSIDE UNION SCHOOL DISTRICT
41914 50TH STREET WEST
LANCASTER, CA 93536
United States

Ship To:

WESTSIDE UNION SCHOOL DISTRICT
41914 50TH STREET WEST
LANCASTER, CA 93536
United States

Delivery Country: United States

Shipping Method: Ground

Currency: US Dollar

Net Payment Terms: Not Selected

Ordering Country: United States

Install Country: United States

Multi Currencies: Normal View

#	Mfr Part #	Description	Qty	List Price	Discount	Unit Price	Ext Price
Building 900-1200							
Comments:							
1	CISCO Cisco Dome IP Camera, Outdoor, 1080p DN, WDR IO CIVS-IPC-6630	CISCO Cisco Dome IP Camera, Outdoor, 1080p DN, WDR IO	11	\$ 2,100.00	40.00%	\$ 1,260.00	\$ 13,860.00
	CIVS-6KA-VRD-S	CISCO Smoked Vandal Resistant Dome for 35xx .6k, 7k IP Domes Estimated Lead Time: Not Available	11	\$ 75.00	40.00%	\$ 45.00	\$ 495.00
2	ICPAM-EM100-EXT	CISCO Identiv ICPAM Second Reader Module Estimated Lead Time: Not Available	32	\$ 250.00	40.00%	\$ 150.00	\$ 4,800.00
3	ICPAM-EM100-HW	CISCO Identiv CPAM EM-100 Estimated Lead Time: Not Available	32	\$ 1,000.00	40.00%	\$ 600.00	\$ 19,200.00
4	CIVS-IPC-7070	CISCO Cisco 5MP 360 Degreee Dome Camera Estimated Lead Time: Not Available	3	\$ 1,900.00	40.00%	\$ 1,140.00	\$ 3,420.00
SECTION SUB TOTAL [BUILDING 900-1200]:							\$ 41,775.00
SECTION GRAND TOTAL [BUILDING 900-1200]:							\$ 41,775.00
#	Mfr Part #	Description	Qty	List Price	Discount	Unit Price	Ext Price
Card Reader Equipment							
Comments:							
1	HID-920NTNNEK00000	ANIXTER INC R40 ICLASS SE READER,NO PROX, HF STD,WIEG,PIG,BLACK	14	\$ 0.00		\$ 142.59	\$ 1,996.26
2	Alt-RB1224	ANIXTER INC Alt-RB1224 Relay for interface with door locking hardware	14	\$ 0.00		\$ 7.54	\$ 105.56
3	62460-10R	ANIXTER INC Leviton Cat 6 10' Copper Patch Cord	14	\$ 0.00		\$ 6.67	\$ 93.38
4	PIB-300 SD2	ANIXTER INC Schlage Panel Interface Board	14	\$ 0.00		\$ 222.22	\$ 3,111.08
SECTION SUB TOTAL [CARD READER EQUIPMENT]:							\$ 5,306.28
SECTION GRAND TOTAL [CARD READER EQUIPMENT]:							\$ 5,306.28

Dimension Data

Price Quotation - WUSD - Cottonwood Phase 3 - Physec DB1
 Quote Number: 2207404 | Quote Date: 03/22/2017 | Quote Expiration Date: 04/21/2017

#	Mfr Part #	Description	Qty	List Price	Discount	Unit Price	Ext Price
Professional Services							
Comments:							
1	DDPS	DIMENSION DATA Professional Services	1	\$ 0.00		\$ 25,956.22	\$ 25,956.22
SECTION SUB TOTAL [PROFESSIONAL SERVICES]:							\$ 25,956.22
SECTION GRAND TOTAL [PROFESSIONAL SERVICES]:							\$ 25,956.22

QUOTE SUB TOTAL: \$ 73,037.50
 ESTIMATED TAXES: \$ 4,119.61
 QUOTE GRAND TOTAL: \$ 77,157.11

PRODUCT SUMMARY							EXT PRICE
Product							\$ 47,081.28
Professional Service							\$ 25,956.22
Logistics Charge							\$ 0.00
Total							\$ 73,037.50

Interested in Leasing? A 36--month lease for All Items on this quote is \$ 2,259.69 month.
 Please note 'Agreement Term' below is budgetary based on **Lease Rate Factor 0.0278** per US Leasing Table.

Agreement Term:	36 Month
End of Lease Option	FMV
Quote #	2207404
Proposal Expiration	04/21/2017
Budgetary Quote Total	\$ 77,157.11
Monthly Payments	\$ 2,259.69
LRF (per US Leasing Table)	0.0278

These estimates exclude shipping and taxes. All leases are subject to credit approval, equipment verification and soft cost verification and applicable lease agreement.

If you have any questions or inquiries please contact Dimension Data at edward.lucas@dimensiondata.com.

Nexus, a Dimension Data Company
TERMS AND CONDITIONS OF SALE

All products and services are offered subject to the Nexus, a Dimension Data Company Terms and Condition of Sale available at <http://www.dimensiondata.com/en-US/Documents/DimensionDataTermsandConditionsUS.pdf> and which are incorporated herein by reference. Nexus', a Dimension Data company, offer to sell such products or services and its obligation to perform are expressly conditional upon Customer's acceptance of these Terms and Conditions of Sale without additional or different terms. Customer may accept Nexus', a Dimension Data company, offer by issuing a purchase order and such action shall be deemed to be Customer's unconditional acceptance of the Terms and Conditions of Sale. Customer acknowledges and agrees that it has the ability to access each URL referenced in this quotation. Customer waives any claims or defenses to the validity or enforceability of the Terms and Conditions of Sale arising from any electronic submission of it to Customer.

If you observe any illegal or unethical behavior by any Nexus, a Dimension Data company, employee, please report such behavior to our anonymous Ethics Hotline by phone at 877-217-6364 or by web at <https://iwf.tnwgcr.com/dimensiondata>

By signing below you agree to Dimension Data's "Standard Terms & Conditions" provided above.
 Please refer to the Terms and Conditions for any additional instructions and/or contact your Client Manager should you have any questions.

Quote Number 2207404
 Your Purchase Order Number _____
 Signature _____
 Print Name _____ Title _____
 Place And Date _____

PRICE QUOTATION - WUSD - COTTONWOOD PHASE 3 - EXTRON AV DB1

Quote Name: WUSD - Cottonwood Phase 3 - Extron AV DB1 **Quote Status:** In Process
Quotation #: 2207445

Date Entered: 03/22/2017
Expiration Date: 04/22/2017

Organization:
 WESTSIDE UNION SCHOOL DISTRICT
 41914 50TH STREET WEST
 LANCASTER, CA 93536
Sales Person: Robert McKinney
Email: Robert.McKinney@dimensiondata.com
Phone: +1 949 2656117

Client Manager:

Sales Support:

Bill To:
 WESTSIDE UNION SCHOOL DISTRICT
 41914 50TH STREET WEST
 LANCASTER, CA 93536
 United States

Ship To:
 WESTSIDE UNION SCHOOL DISTRICT
 41914 50TH STREET WEST
 LANCASTER, CA 93536
 United States

Delivery Country: United States
Shipping Method: Ground
Currency: US Dollar
Net Payment Terms: Not Selected

Ordering Country: United States
Install Country: United States
Multi Currencies: Normal View

# Mfr Part #	Description	Qty	List Price	Discount	Unit Price	Ext Price
Additional Materials						
Comments:						
1 42-311-000105	TEL/PRO VOICE & DATA INC CUSTON DIGITAL WALL VAULT SYSTEM	6	\$ 0.00		\$ 3,761.34	\$ 22,568.04
2 42-139-01-VLM 1000	TEL/PRO VOICE & DATA INC VOICE LIFT SYSTEM	6	\$ 0.00		\$ 783.28	\$ 4,699.68
3 595 WI	TEL/PRO VOICE & DATA INC SHORT THROW WALL MOUNT PROJECTOR	6	\$ 0.00		\$ 2,066.15	\$ 12,396.90
4 GUCE51	TEL/PRO VOICE & DATA INC USB CAT5E/6 EXTENDER - TX & RX	6	\$ 0.00		\$ 57.43	\$ 344.58
5 MISCMAT	TEL/PRO VOICE & DATA INC RS232 PIGTAIL	6	\$ 0.00		\$ 14.93	\$ 89.58
6 LEVEXT1	TEL/PRO VOICE & DATA INC RJ45 JACK AND PLATE - USB EXTENDER	12	\$ 0.00		\$ 9.93	\$ 119.16
7 MISCMAT2	TEL/PRO VOICE & DATA INC MISCELLANEOUS MOUNTING HARDWARE, SEISMIC & STEEL STUT ANCHOR	12	\$ 0.00		\$ 20.10	\$ 241.20
8 2G2KJ-26	TEL/PRO VOICE & DATA INC 5X8 WHITE BOARD	6	\$ 0.00		\$ 586.02	\$ 3,516.12
9 DNG5000	TEL/PRO VOICE & DATA INC WALL HANGERS FOR MOORECO BOARD	12	\$ 0.00		\$ 20.93	\$ 251.16
10 DTP CrossPoint 108 4K IPCP MA 70	TEL/PRO VOICE & DATA INC ROOM CONTROLLER / SWITCHER	1	\$ 0.00		\$ 16,875.17	\$ 16,875.17
11 CX204V	TEL/PRO VOICE & DATA INC AUDIO AMPLIFIER , 70V, 4 CH, 200W	1	\$ 0.00		\$ 1,872.38	\$ 1,872.38
12 DTP UWP 332 D	TEL/PRO VOICE & DATA INC WALL PLATE DTP TRANSMITTER	3	\$ 0.00		\$ 1,080.81	\$ 3,242.43
13 DTP HDMI 4K 330 RX	TEL/PRO VOICE & DATA INC WALL PLATE DTP RECEIVER	1	\$ 0.00		\$ 504.08	\$ 504.08

# Mfr Part #	Description	Qty	List Price	Discount	Unit Price	Ext Price
Additional Materials Comments:						
14TLP PRO 720M	TEL/PRO VOICE & DATA INC TOUCH PANEL 7 INCH, WALL MOUNT	1	\$ 0.00		\$ 1,807.41	\$ 1,807.41
15EBP 200	TEL/PRO VOICE & DATA INC WALL PLATE BUTTON CONTROLLER, 3 GANG	1	\$ 0.00		\$ 499.53	\$ 499.53
16MP101D	TEL/PRO VOICE & DATA INC WALL PLATE XLR PLUG INPUT	2	\$ 0.00		\$ 264.90	\$ 529.80
17SI 26 CT	TEL/PRO VOICE & DATA INC PAIR SPEAKER , CEILING RECESSED, 6.5	4	\$ 0.00		\$ 317.89	\$ 1,271.56
18SM26	TEL/PRO VOICE & DATA INC PAIR SPEAKER , SURFACE MOUNT 6.5	1	\$ 0.00		\$ 302.75	\$ 302.75
19QLXD 24/SM58	TEL/PRO VOICE & DATA INC WIRELESS MICROPHONE , HANDHELD	2	\$ 0.00		\$ 1,398.46	\$ 2,796.92
20UA 844WSB	TEL/PRO VOICE & DATA INC WIRELESS MICROPHONE ANTENNA DIST.	1	\$ 0.00		\$ 537.96	\$ 537.96
21UA 505	TEL/PRO VOICE & DATA INC ANTENNA MOUNTING BRACKET	2	\$ 0.00		\$ 29.11	\$ 58.22
22G6770WU	TEL/PRO VOICE & DATA INC PROJECTOR, WUXGA 3LCD, 1080P, 6000 LUMEN	1	\$ 0.00		\$ 4,926.64	\$ 4,926.64
23SL236SP	TEL/PRO VOICE & DATA INC PROJECTOR MOTORIZED MOUNT, TBAR	1	\$ 0.00		\$ 3,600.37	\$ 3,600.37
2470233	TEL/PRO VOICE & DATA INC PROJECTOR SCREEN , 226 INCH, TENSIONED	1	\$ 0.00		\$ 10,081.51	\$ 10,081.51
25SZI 1015 T/NT	TEL/PRO VOICE & DATA INC IR EMITTER, ASSISTIVE LISTENING TRANSMITTER	2	\$ 0.00		\$ 1,476.48	\$ 2,952.96
26HDI 830	TEL/PRO VOICE & DATA INC HEADPHONE RECEIVER	10	\$ 0.00		\$ 238.71	\$ 2,387.10
27L300-10	TEL/PRO VOICE & DATA INC BATTERY CHARGER	1	\$ 0.00		\$ 436.66	\$ 436.66
28BA300	TEL/PRO VOICE & DATA INC BATTERY REPLACEMENT	10	\$ 0.00		\$ 38.43	\$ 384.30
29WM1	TEL/PRO VOICE & DATA INC WALL MOUNT BRACKET	2	\$ 0.00		\$ 27.88	\$ 55.76
30SPK16P/1000	TEL/PRO VOICE & DATA INC SPEAKER CABLE , 16GA, PLENUM	1	\$ 0.00		\$ 416.28	\$ 416.28
31STP20-2P/1000	TEL/PRO VOICE & DATA INC CONTROL CABLE , PLENUM	1	\$ 0.00		\$ 908.24	\$ 908.24
32STP20P/1000	TEL/PRO VOICE & DATA INC MICROPHONE CABLE , PLENUM	1	\$ 0.00		\$ 317.89	\$ 317.89
33XTP DTP 24P/1000	TEL/PRO VOICE & DATA INC DTP CABLE, PLENUM	1	\$ 0.00		\$ 1,808.92	\$ 1,808.92
34XTP DTP 24 PLUG	TEL/PRO VOICE & DATA INC RJ-45 DTP CABLE CONNECTOR, 10-PACK	2	\$ 0.00		\$ 37.84	\$ 75.68

# Mfr Part #	Description	Qty	List Price	Discount	Unit Price	Ext Price
Additional Materials Comments:						
35BDP-S6500	TEL/PRO VOICE & DATA INC BLURAY PLAYER	1	\$ 0.00		\$ 139.73	\$ 139.73
36WR-44-42	TEL/PRO VOICE & DATA INC ENCLOSED EQUIPMENT RACK, ROLL OUT, REAR ACCESS, SHELVES, SIDE PANELS, PLEXI DOOR (WRPFD-44), REAR DOOR EXHAUST SYSTEM	1	\$ 0.00		\$ 4,632.81	\$ 4,632.81
37STP RJ-45 PLUG	TEL/PRO VOICE & DATA INC RJ-45 CABLE CONNECTOR , 10-PACK	2	\$ 0.00		\$ 30.27	\$ 60.54
38SM58	TEL/PRO VOICE & DATA INC HANDHELD WIRED MICROPHONE, WITH STAND, 20' XLR CABLE	2	\$ 0.00		\$ 122.96	\$ 245.92
39MISC MAT	TEL/PRO VOICE & DATA INC UNITED RENTALS 25 FT LIFT	1	\$ 0.00		\$ 797.62	\$ 797.62
40MISC MATERIAL	TEL/PRO VOICE & DATA INC MOUNTING HARDWARE FOR SPEAKERS AND PROJECTOR	1	\$ 0.00		\$ 2,314.08	\$ 2,314.08
SECTION SUB TOTAL [ADDITIONAL MATERIALS]:						\$ 111,067.64
SECTION GRAND TOTAL [ADDITIONAL MATERIALS]:						\$ 111,067.64
# Mfr Part #	Description	Qty	List Price	Discount	Unit Price	Ext Price
Extron AV Comments:						
1CISCO Catalyst 2960-X 48 GigE PoE 740W, 2 x 10G SFP+, LAN Base WS-C2960X-48FPD-L	CISCO Catalyst 2960-X 48 GigE PoE 740W, 2 x 10G SFP+, LAN Base	1	\$ 7,995.00	50.00%	\$ 3,997.50	\$ 3,997.50
CAB-16AWG-AC	CISCO AC Power cord, 16AWG Estimated Lead Time: Not Available	1	\$ 0.00		\$ 0.00	\$ 0.00
2SFP-10G-SR=	CISCO 10GBASE-SR SFP Module Estimated Lead Time: Not Available	2	\$ 995.00	50.00%	\$ 497.50	\$ 995.00
3SURTA2200RMXL2U	Schneider Electric SMART-UPS RT 2200VA RM 120V	1	\$ 2,055.00	38.31%	\$ 1,267.78	\$ 1,267.78
4AP9630	Schneider Electric UPS NETWORK MANAGEMENT CARD 2	1	\$ 391.00	38.34%	\$ 241.11	\$ 241.11
5AP9567	Schneider Electric BASIC PDU 120V 15A 0U RM	1	\$ 233.00	41.34%	\$ 136.67	\$ 136.67
SECTION SUB TOTAL [EXTRON AV]:						\$ 6,638.06
SECTION GRAND TOTAL [EXTRON AV]:						\$ 6,638.06
# Mfr Part #	Description	Qty	List Price	Discount	Unit Price	Ext Price
Professional Services Comments:						
1DDPS	DIMENSION DATA Professional Services	1	\$ 0.00		\$ 57,433.30	\$ 57,433.30
SECTION SUB TOTAL [PROFESSIONAL SERVICES]:						\$ 57,433.30
SECTION GRAND TOTAL [PROFESSIONAL SERVICES]:						\$ 57,433.30

QUOTE SUB TOTAL:	\$ 175,139.00
ESTIMATED TAXES:	\$ 10,299.25
QUOTE GRAND TOTAL:	<u>\$ 185,438.25</u>

PRODUCT SUMMARY	EXT PRICE
Product	\$ 117,705.70
Professional Service	\$ 57,433.30
Logistics Charge	\$ 0.00
Total	\$ 175,139.00

Interested in Leasing? A 36--month lease for All Items on this quote is \$ 5,409.04 month.

Please note 'Agreement Term' below is budgetary based on **Lease Rate Factor 0.0278** per US Leasing Table.

Agreement Term:	36 Month
End of Lease Option	FMV
Quote #	2207445
Proposal Expiration	04/22/2017
Budgetary Quote Total	\$ 185,438.25
Monthly Payments	\$ 5,409.04
LRF (per US Leasing Table)	0.0278

These estimates exclude shipping and taxes. All leases are subject to credit approval, equipment verification and soft cost verification and applicable lease agreement.

If you have any questions or inquiries please contact Dimension Data at edward.lucas@dimensiondata.com.

Nexus, a Dimension Data Company
TERMS AND CONDITIONS OF SALE

All products and services are offered subject to the Nexus, a Dimension Data Company Terms and Condition of Sale available at <http://www.dimensiondata.com/en-US/Documents/DimensionDataTermsandConditionsUS.pdf> and which are incorporated herein by reference. Nexus', a Dimension Data company, offer to sell such products or services and its obligation to perform are expressly conditional upon Customer's acceptance of these Terms and Conditions of Sale without additional or different terms. Customer may accept Nexus', a Dimension Data company, offer by issuing a purchase order and such action shall be deemed to be Customer's unconditional acceptance of the Terms and Conditions of Sale. Customer acknowledges and agrees that it has the ability to access each URL referenced in this quotation. Customer waives any claims or defenses to the validity or enforceability of the Terms and Conditions of Sale arising from any electronic submission of it to Customer.

If you observe any illegal or unethical behavior by any Nexus, a Dimension Data company, employee, please report such behavior to our anonymous Ethics Hotline by phone at 877-217-6364 or by web at <https://iwf.tnwgrc.com/dimensiondata>

By signing below you agree to Dimension Data's "Standard Terms & Conditions" provided above.

Please refer to the Terms and Conditions for any additional instructions and/or contact your Client Manager should you have any questions.

Quote Number 2207445

Your Purchase Order Number _____

Signature _____

Print Name _____ Title _____

Place And Date _____

BOARD AGENDA

April 18, 2017

TO: BOARD OF TRUSTEES

PREPARED BY: Regina L. Rossall, Superintendent

SUBJECT: Renaming Cottonwood Elementary School

BACKGROUND:

Cottonwood School Naming Committee which consisted of the student council president and secretary, three parents, two teachers, school secretary and principal. 5th and 6th grade students were invited to submit a school name based on the following criteria:

The school name should:

- a. Relate to STEAM learning. Think about including words associated with science; technology; engineering; art; mathematics; innovation; and design.
- b. Be such that it does not encourage inappropriate nicknames or acronyms, or any association that would disparage the school community.
- c. Be such that the name shall not conflict with the names of other schools in the District or surrounding districts.
- d. May include the name of an individual person that has made extraordinary and lasting contributions in a STEAM related field in the local community.

The committee narrowed down the potential names to:

1. The IDEA Academy @ Cottonwood (Innovation, Design, Engineering, and Art)
2. Cottonwood STEAM Academy (Science, Technology, Engineering, Arts, and Mathematics)
3. Future Innovator's Academy at Cottonwood

The Committee is requesting that the Trustees pick one of the names listed above.

PROGRAM/EDUCATIONAL IMPLICATION:

None

COST ANALYSIS/FUNDING SOURCE:

None

SUPERINTENDENT'S RECOMMENDATION:

Approval